



TO: Mayor and Councilmembers
FROM: City Manager John Moran
DATE: September 13, 2011
SUBJECT: CONSENT AGENDA - City Council Minutes for the month of August

Electronic minutes are found at the following link:

http://www.farmersvilletx.com/government/agendas_and_minutes/city_council/index.jsp

(III - A)



TO: Mayor and Councilmembers
FROM: City Manager John Moran
DATE: September 13, 2011
SUBJECT: CONSENT AGENDA - City Financial Reports

(III - B)

City of Farmersville
Investment Statement for 6-2011

Prepared by: Daphne Hamlin

SUMMARY OF ACTIVITY
IN TEXPOOL INVESTMENT ACCOUNTS
CITY OF FARMERSVILLE

MONTH ENDING JUNE 2011	
C/O TAX DEPOSITS	C/O REV RESERVE
107,448.17	6,607.72
<i>Restricted</i>	<i>Restricted</i>
CUST DEPOSITS	WATER TOWER RES.
107,240.39	4,478.36
<i>Restricted</i>	

Beginning Market Value for reporting period

FNB INTEREST

Changes in Market Value:

Deposits

Withdrawals

Interest Earned

Ending Market Value for Period

	7.10	7.00
	107,455.27	107,247.39
	6,608.13	0.30
	6,608.13	4,478.66

TEXSTAR 2005 C/O	TEXSTAR 2006 C/O	GENERAL FND. RES.
4,109.53	574,572.54	998,502.78
		75,246.84
		REFUSE FUND RES.

Beginning Market Value for reporting period

Changes in Market Value:

Deposits

Withdrawals

Interest Earned

Ending Market Value for period

	(35,000.00)	(Cash Dividend)
	40.82	998,502.78
	539,613.36	75,246.84

Parks Improvement	Library/Civic Center	Electric Fund Res.
3,240.34	179,506.24	800,659.68

Beginning Market Value for reporting period

Changes to Market Value:

Deposits

Withdrawals

Interest Earned

Ending Market Value for period

	0.25	CASH DIVIDEND
	3,240.59	179,506.24
		52.16
		800,711.84

Weighted average maturity = 45 days

The Public Funds Investment Act (Sec.2256.008) requires the City's Investment Officer to obtain 10 hrs. of continuing education each period from a source approved by the governing body. Listed below are courses Daphne Hamlin will complete to satisfy that requirement:

I hereby certify that the City of Farmersville's Investment Portfolio is in compliance with the City's investment strategy as expressed in the City's Investment Policy (Resolution 99-17, and with relevant p of the law.


Daphne Hamlin, City Investment Officer

Collateralization of Bank Deposits @ June 30th, 2011

Pledged Securities	Deposit Amount	FDIC	Collateral Pledged	Needed Market Value
(1) FNB Interst & Sinking	\$ 174,036 \$	250,000		
(2) FNB Operating Account	\$ 78,147 \$	250,000 \$		-
(3) FNB Money Market	\$ 171,989 \$	250,000		
(3) Certificate of Deposit	\$ - \$	- \$		-
(3) Certificate of Deposit	\$ - \$	- \$		-
Total:	\$ 424,172 \$	750,000 \$		Needed Pledged per Bank

Summary of Pledge Securities:

(1) First National Bank Interest & Sinking Account has 100% coverage thru FDIC at \$250,000

(2) First National Bank City of Farmersville Operating Account has 100% coverage thru FDIC (unlimited) for municipalities

MEMO

To: John Moran, City Manager
From: Daphne Hamlin, City Accountant
Date: August 29th, 2011
Subject: June 2011 Budget Report

Monthly budget report will focus on the analysis of budgetary variances of the revenues and expenditures of each of the major operating funds and project the impact on available fund balance. As a benchmark for comparison, we'll bear in mind that as of the end of June, 9/12 months or 75% of the fiscal year.

Prior year comparisons can assist in budgetary analysis and are also included.

Presented in this format are: 1) an executive summary describing variance analysis and any other current budget issues, 2) budgetary comparison schedules of each major operating fund of the city, and 3) a fiscal year to date activity summary for cash and investments.

Executive Summary

Please note the attached summary of our operating funds (general fund, refuse fund, water wastewater fund, and electric fund) have gone under significant transformation. We are in hopes that this transformation will bring a clearer and more precise way to track revenue and expenses in the future.

The major operating funds that are part of the annual operating budget of the city are the general, interest & sinking, water & wastewater, refuse, electric funds and public works.

General Fund

In total, revenues in the general fund are 80.03% collected. Major reason for increase is due to property tax collected.

Sales Tax revenues are currently at 78.47%. For the same month last year, sales taxes were 67.20%.

Property taxes collected are currently at 95.26%. For the same month last year, property taxes were 97.20% collected. City of Farmersville projects to receive all property tax due current budget year.

Franchise Fees revenues are currently at 64.71%. For the same month last year, franchise fees were 127.26% collected. Main reason for significant difference is due to previous year we collected \$15,018 more in gas franchise than current year. Plus in current year we have budgeted for refuse franchise of additional \$10,000, contract is currently in review.

Licenses/Permits revenues are currently at 31.42% this year as compared to 54.65% for the same month last year. Due to Economic downturn

Municipal Court fines are currently at 45.42% this year as compared to 47.52% for the same month last year.

Fire run payments are currently @ 71.20%. Fire run payments are received quarterly from Collin County. Also, included is the Revenue Rescue Program.

Overall the general fund expenditures are at 69.82%.

City council expenditures are currently at 87.05%. Due to substantial increase is one-time payment for Property/Liability Insurance due beginning of new budget year.

Street Department Current Budget has been allocated to (4) additional Funds, Public Works Street System, Vehicles, Inspections, and Property and Building Funds. As mentioned in previous financial report we are restructuring our financial reporting in hopes to report a more accurate and clearer picture of the City's Finances. Overall including the additional Funds the Street department remains within their allocated budget, currently at 57.63%.

In All General Fund Departments Expenditures are within the 75% benchmark.

Debt service (capital lease payments) is at 104.31% due to an annual lease payment (\$56,822) for quint fire truck.

Interest & Sinking Fund

The Interest & Sinking fund (I&S) is supported by the I&S portion of the property tax levy. I&S Account is currently showing 95.51% collected this year versus 95.42 % collected for the same period last year.

Total expenditures in I&S account are for bond payments due on a biannual basis. Bond payments are allocated between I&S fund and the water and wastewater fund. First bond payment for this fiscal budget year was made February 2011, in the amount of \$180,020. Second bond payment will be due August 2011

Refuse Fund

Sanitation services are provided under contract by IESI. Total revenues are 74.95% and total expenses are 67.85%. Please note transition to the new Public Works Refuse Fund is taking place. Refuse Fund is well within the 75% benchmark.

Water & Wastewater Fund

Total revenues are 68.83% with water at 66.82% and wastewater at 73.39%. Current Budget is projected to be on target since we are currently entering the summer months and with the new rate increase.

Water expenses are at 65.69% and wastewater is at 56.61%. Overall Water & Waste Water Expenses are at . Please note transition to the New Public Works Water Fund, Public Works Wastewater Fund and Public Works Storm Water Fund are part of this transition to replace the existing Water and Wastewater Fund.

Electric Fund

Total revenues are 89.60%; 3rd quarterly management payment was received in the amount of \$169,588.

The expenses are at 72.34% and include budgeted transfers to general fund (\$505,700 annual, or \$42,125 per month transfer).

Please note the new Public Works Electrical Fund is part of this transition to replace the existing Electrical Fund.

Cash Summary

Cash is managed in accordance with the City's adopted Investment Policy. To minimize risk and earn interest, available cash is invested in local government investment pools and CD's. When needed for disbursement funds are transferred to the City's bank account from our investment pools.

MONTHLY BUDGET REPORT
JUNE 2011 (9/12 MONTHS OR 75% OF FISCAL YEAR)
GENERAL FUND

	PRIOR FISCAL YEAR				CURRENT FISCAL YEAR				% OF BUDGET		
	FINAL BUDGET	CURRENT MONTH	Y-T-D	ENCUMBRANCE	BUDGET BALANCE	% OF BUDGET	CURRENT MONTH	Y-T-D		ENCUMBRANCE	BUDGET BALANCE
REVENUE											
PROPERTY TAX	683,184	15,842	664,080	-	19,104	97.20%	694,013	10,196	661,115	32,898	95.26%
SALES TAX	262,300	19,146	176,234	-	86,046	67.20%	254,299	19,310	195,556	54,743	78.47%
FRANCHISE FEES	53,200	925	67,702	-	(14,502)	127.26%	79,945	900	51,734	28,211	64.71%
LICENSES/ PERMITS	57,752	7,072	31,559	-	26,193	54.65%	35,189	437	11,057	24,132	31.42%
MUNICIPAL CT FINES	131,794	5,473	62,625	-	69,169	47.52%	128,954	7,808	58,569	70,385	45.42%
4B SUPPORT/ REIMB	90,213	9,236	76,586	-	13,627	84.89%	43,772	11,518	84,617	(40,845)	193.31%
FIRE RUN PAYMENTS	125,468	-	90,396	-	35,072	72.05%	116,210	1,860	82,747	33,463	71.20%
KCS RAILWAY MOWING	18,900	2,100	8,400	-	10,500	44.44%	12,600	-	-	12,600	0.00%
LEASES/ RENTALS	34,873	4,403	31,298	-	3,575	89.75%	38,800	2,025	34,812	3,988	89.72%
MISCELLANEOUS INCOME	64,793	6,925	57,508	-	7,285	88.76%	76,040	4,819	45,867	30,173	60.32%
INTEREST	20,000	120	13,482	-	6,518	67.41%	10,353	68	1,231	9,122	11.89%
TRANSFERS IN	813,921	67,452	607,080	-	206,841	74.59%	767,869	63,988	575,901	191,968	75.00%
TOTAL REVENUE	2,356,398	138,694	1,886,970	-	469,428	80.08%	2,258,044	122,929	1,807,206	450,838	80.03%
EXPENDITURES (BY DEPARTMENT)											
CITY COUNCIL	10,140	170	7,394	194	2,552	72.92%	8,740	234	7,608	892	87.05%
ADMINISTRATION	607,022	72,033	559,458	4,011	43,553	92.16%	589,337	79,623	454,389	134,745	77.10%
MUNICIPAL COURT	107,116	8,982	94,391	-	12,725	88.12%	90,720	6,714	65,152	25,568	71.82%
LIBRARY/ CIVIC CENTER	155,751	18,305	105,103	290	50,358	67.48%	126,392	4,218	77,492	48,600	61.31%
POLICE	653,775	56,817	425,893	1,049	226,833	65.14%	718,770	45,003	513,205	204,554	71.40%
FIRE	124,107	2,686	191,797	761	(68,451)	154.54%	131,150	4,020	85,025	46,123	64.83%
STREET	604,490	31,982	346,963	1,059	256,468	57.40%	524,542	48,722	302,289	219,307	57.63%
DEBT SERVICE (LEASES)	85,425	1,475	81,673	-	3,752	95.61%	68,393	-	71,344	(2,951)	104.31%
TRANSFERS OUT	-	-	-	-	-	0.00%	-	-	-	-	0.00%
TOTAL EXPENDITURES	2,347,826	192,450	1,812,672	7,364	527,790	77.21%	2,258,044	188,534	1,576,504	676,838	69.82%
NET REVENUES OVER (UNDER) EXPENDITURES	8,572	(53,756)	74,298	(7,364)	(65,605)	(6,162)	230,702	(65,605)	(340,522)	(340,522)	

* Please note as mentioned in previous financial report that we are currently adding new funds to receive a more accurate picture of finances.
The General Fund Street Dept Expenses are divided into the following Funds.
Public Works Street System, Vehicles, Inspections and Property & Building.

MONTHLY BUDGET REPORT
 JUNE 2011 (9/12 MONTHS OR 75% OF FISCAL YEAR)
 PUBLIC WORKS STREET SYSTEM

REVENUE	PRIOR FISCAL YEAR				CURRENT FISCAL YEAR				% OF BUDGET	
	FINAL BUDGET	CURRENT MONTH	Y-T-D ACTUAL	BUDGET BALANCE	CURRENT BUDGET	CURRENT MONTH	Y-T-D ACTUAL	ENCUMBRANCE		BUDGET BALANCE
FEEES										
PENALTIES										
AGREEMENTS & CONT										
INTEREST										
OTHER REVENUE										
TOTAL REVENUE										
EXPENDITURES										
PERSONNEL					48,691	1,334	4,261	-	44,430	
CONTRACTS & PROF.SVC					2,153	477	477		1,676	
MISCELLANEOUS					26,410	3,273	5,007	390	21,013	
UTILITIES					37,909	338	3,950	-	33,959	
CAPITAL EXPENDIT.					-					
TOTAL EXPENSES					115,163	5,422	13,695	-	101,078	

MONTHLY BUDGET REPORT
 JUNE 2011 (9/12 MONTHS OR 75% OF FISCAL YEAR)
 PUBLIC WORKS PROPERTY & BUILDING

	PRIOR FISCAL YEAR				CURRENT FISCAL YEAR				% OF BUDGET
	FINAL BUDGET	CURRENT MONTH	Y-T-D ACTUAL	BUDGET BALANCE	CURRENT BUDGET	CURRENT MONTH	Y-T-D ACTUAL	ENCUMBRANCE	
REVENUE									
FEES	-	-	-	-	-	-	-	-	-
PENALTIES	-	-	-	-	-	-	-	-	-
AGREEMENTS & CONT	-	-	-	-	-	-	-	-	-
INTEREST	-	-	-	-	-	-	-	-	-
OTHER REVENUE	-	-	-	-	-	-	-	-	-
TOTAL REVENUE									
EXPENSES									
PERSONNEL					42,391	13,875	27,746		14,645
CONTRACTS & PROF					5,250	10,292	18,950	-	(13,700)
MISCELLANEOUS					9,508	3,435	7,592		1,916
UTILITIES					34,500	8,651	12,504		21,996
CAPITAL EXPENDITURES					-	-	-		-
MAINTENANCE					-	-	-		-
SUPPLIES					-	-	-		-
TOTAL EXPENDITURES					91,649	36,253	66,792		24,857
(UNDER) EXPENSES					(91,649)	(36,255)	(66,793)		(24,855)

MONTHLY BUDGET REPORT
 JUNE 2011 (9/12 MONTHS OR 75% OF FISCAL YEAR)
 PUBLIC WORKS VEHICLES

	PRIOR FISCAL YEAR				CURRENT FISCAL YEAR				% OF BUDGET	
	FINAL BUDGET	CURRENT MONTH	Y-T-D ACTUAL	BUDGET BALANCE	CURRENT BUDGET	CURRENT MONTH	Y-T-D ACTUAL	ENCUMBRANCE		BUDGET BALANCE
<u>REVENUE</u>										
FEES										
PENALTIES										
AGREEMENTS & CONT										
INTEREST										
OTHER REVENUE										
TOTAL REVENUE										
<u>EXPENSES</u>										
PERSONNEL					42,391	986	1,766	-	40,625	0.00%
CONTRACTS & PROF					-	290	290	-	(290)	
MISCELLANEOUS					7,300	257	368	116	6,816	
UTILITIES					-	-	-	-	-	
CAPITAL EXPENDITURES										
MAINTENANCE										
SUPPLIES										
TOTAL EXPENDITURES					49,691	1,533	2,424	116	47,151	
(UNDER) EXPENSES					(49,691)	(1,533)	(2,424)	(116)	(47,151)	

MONTHLY BUDGET REPORT
 JUNE 2011 (9/12 MONTHS OR 75% OF FISCAL YEAR)
 INTEREST & SINKING FUND

	PRIOR FISCAL YEAR				CURRENT FISCAL YEAR				% OF BUDGET
	FINAL BUDGET	CURRENT MONTH	Y-T-D	BUDGET BALANCE	CURRENT BUDGET	CURRENT MONTH	Y-T-D	BUDGET BALANCE	
REVENUE									
PROPERTY TAX	233,240	5,443	224,850	8,390	239,740	3,530	229,011	10,729	95.52%
INTEREST	3,000	65	577	2,423	500	33	437	63	87.40%
TRANSFERS IN	-	-	-	-	-	-	-	-	0.00%
TOTAL REVENUE	236,240	5,508	225,427	10,813	240,240	3,563	229,448	10,792	95.51%
EXPENDITURES (BY DEPARTMENT)									
DEBT SERVICE PRINCIPAL	113,339	-	113,339	-	123,340	-	123,340	-	100.00%
DEBT SERVICE INTEREST	116,075	59,393	59,393	56,682	110,413	-	56,680	53,733	51.33%
PAYING AGENT FEES	1,000	-	-	1,000	1,000	-	-	1,000	0.00%
TOTAL EXPENDITURES	230,414	-	172,732	57,682	234,753	-	180,020	54,733	0.00%
NET REVENUES OVER (UNDER) EXPENDITURES	5,826	5,508	52,695	5,125	5,487	3,563	49,428	5,059	0.00%

MONTHLY BUDGET REPORT
 JUNE 2011 (9/12 MONTHS OR 75% OF FISCAL YEAR)
 REFUSE UTILITY FUND

	PRIOR FISCAL YEAR				CURRENT FISCAL YEAR				% OF BUDGET	
	FINAL BUDGET	CURRENT MONTH	Y-T-D	ACTUAL BALANCE	% OF BUDGET	CURRENT BUDGET	CURRENT MONTH	Y-T-D		ACTUAL BALANCE
REVENUE										
RESIDENTIAL COLLECTION	217,956	17,989	160,787	57,169	73.77%	219,016	-	128,692	90,324	58.76%
COMMERCIAL COLLECTION	165,027	13,525	121,743	43,284	73.77%	165,855	-	94,859	70,996	57.19%
BRUSH COLLECTION	4,000	540	3,270	730	81.75%	4,000	-	3,020	980	75.50%
PENALTIES	7,000	427	4,628	2,372	66.11%	7,000	-	4,146	2,854	59.23%
RECYCLING	4,644	787	3,665	979	78.92%	5,220	-	2,842	2,378	54.44%
INTEREST	1,200	12	121	1,079	10.08%	125	5	80	45	64.00%
TOTAL REVENUE	399,827	33,280	294,214	105,613	73.59%	401,216	5	233,639	167,577	58.23%
EXPENSES										
PERSONNEL	-	-	-	-	-	-	-	-	-	0.00%
PROFESSIONAL SERVICES	4,055	338	3,041	1,014	74.99%	4,055	338	3,041	1,014	74.99%
MAINTENANCE	-	-	-	-	0.00%	-	-	-	-	0.00%
OPERATING EXPENSES	306,000	25,525	230,249	75,751	75.24%	313,166	200	138,744	174,422	44.30%
SUPPLIES	-	-	-	-	0.00%	-	-	-	-	0.00%
MISCELLANEOUS	-	-	-	-	-	-	-	-	-	0.00%
CAPITAL OUTLAY	-	-	-	-	0.00%	-	-	3,992	(3,992)	0.00%
TRANSFERS OUT	89,772	7,481	67,329	22,443	75.00%	83,995	6,999	62,996	20,999	75.00%
TOTAL EXPENDITURES	399,827	33,344	300,619	99,208	75.19%	401,216	7,537	208,773	192,443	52.04%
NET REVENUES OVER (UNDER) EXPENSES	-	(64)	(6,405)	-	-	-	(7,532)	24,866	-	-

MONTHLY BUDGET REPORT
 JUNE 2011 (9/12 MONTHS OR 75% OF FISCAL YEAR)
 PUBLIC WORKS REFUSE

	PRIOR FISCAL YEAR				CURRENT FISCAL YEAR				% OF BUDGET
	FINAL BUDGET	CURRENT MONTH	Y-T-D ACTUAL	BUDGET BALANCE	CURRENT BUDGET	CURRENT MONTH	Y-T-D ACTUAL	ENCUMBRANCE	
REVENUE									
FEEES									
PENALTIES					2,135	407	861		1,274
AGREEMENTS & CONT									
RESIDEN TRASH COLL					92,350	18,887	37,334		55,016
COMM. TRASH COLL					67,760	13,536	27,400		40,360
RECYCLE					1,624	404	421		1,203
INTEREST					63				63
OTHER REVENUE					900	400	1,050		(150)
BRUSH AND CHIPPING									
TOTAL REVENUE					164,832	33,634	67,066		97,766
EXPENSES									
PERSONNEL									
CONTRACTS & PROF					27,965	2,821	8,052		19,913
MISCELLANEOUS					148,620	25,631	73,196		75,424
UTILITIES					200	958	1,161		(961)
CAPITAL EXPENDITURES									
MAINTENANCE									
SUPPLIES									
TOTAL EXPENDITURES					176,785	29,410	82,409		94,376
(UNDER) EXPENSES					(11,953)	4,225	(15,342)		3,389

0.00%

MONTHLY BUDGET REPORT
 JUNE 2011 (9/12 MONTHS OR 75% OF FISCAL YEAR)
 PUBLIC WORKS WASTEWATER

	PRIOR FISCAL YEAR				CURRENT FISCAL YEAR				% OF BUDGET	
	FINAL BUDGET	CURRENT MONTH	Y-T-D ACTUAL	BUDGET BALANCE	CURRENT BUDGET	CURRENT MONTH	Y-T-D ACTUAL	ENCUMBRANCE		BUDGET BALANCE
REVENUE										
SEWER SALES					160,661	36,829	66,015		94,646	
FEES										
PENALTIES					3,235	593	1,240		1,995	
AGREEMENTS & CONT										
IMPACT FEES										
SEWER TAP										
INTEREST										
OTHER REVENUE										
SEWER BACKUP SVC										
TOTAL REVENUE					163,896	37,422	67,255		96,641	
EXPENSES										
PERSONNEL					72,037	3,081	10,351		61,686	0.00%
CONTRACTS & PROF					22,139	6,803	7,988		14,151	
MISCELLANEOUS					5,884	-	422		5,462	
UTILITIES					4,557	750	1,072		3,485	
CAPITAL EXPENDITURES										
MAINTENANCE					78,500	15,700	31,400		47,100	
TOTAL EXPENDITURES					183,117	26,334	51,233		131,884	
(UNDER) EXPENSES					(19,221)	11,088	16,022		(35,243)	

MONTHLY BUDGET REPORT
 JUNE 2011 (9/12 MONTHS OR 75% OF FISCAL YEAR)
 ELECTRIC UTILITY FUND

	PRIOR FISCAL YEAR				CURRENT FISCAL YEAR				% OF BUDGET
	CURRENT MONTH	Y-T-D ACTUAL	Y-T-D ENCUMBRANCE	BUDGET BALANCE	CURRENT MONTH	Y-T-D ACTUAL	Y-T-D ENCUMBRANCE	BUDGET BALANCE	
REVENUE									
MANAGEMENT AGREEMENT	596,440	391,435	-	205,005	530,000	169,587	-	224,452	57.65%
INTEREST	1,500	283	-	1,217	500	192	-	308	38.40%
TRANSFER IN	100,000	-	-	100,000	-	-	-	-	-
TOTAL REVENUE	697,940	391,718	-	306,222	530,500	475,327	-	224,760	89.60%
EXPENSES									
PERSONNEL SERVICES									
PROFESSIONAL SERVICES	-	712	-	(712)	35,580	13,521	-	22,059	38.00%
MAINTENANCE	150,000	20,078	-	129,922	20,000	12,738	-	7,262	63.69%
OPERATING EXPENSES	-	-	-	-	25,000	8,466	-	16,534	33.86%
SUPPLIES	-	-	-	-	-	-	-	-	0.00%
MISCELLANEOUS	-	-	-	-	-	-	-	-	0.00%
CAPITAL OUTLAY	-	-	-	-	-	-	-	-	0.00%
TRANSFERS OUT	547,940	410,954	-	136,986	505,700	252,750	-	252,950	49.98%
TOTAL EXPENSES	697,940	431,744	-	266,196	586,280	424,122	-	298,805	72.34%
NET REVENUES OVER (UNDER) EXPENSES									
	-	80,963	-	-	(55,780)	51,205	-	-	-

MONTHLY BUDGET REPORT
 JUNE 2011 (9/12 MONTHS OR 75% OF FISCAL YEAR)
 PUBLIC WORKS ELECTRICAL

	PRIOR FISCAL YEAR				CURRENT FISCAL YEAR				% OF BUDGET	
	FINAL BUDGET	CURRENT MONTH	Y-T-D ACTUAL	BUDGET BALANCE	% OF BUDGET	CURRENT BUDGET	CURRENT MONTH	Y-T-D ACTUAL		ENCUMBRANCE
REVENUE										
FEEs										
PENALTIES										
AGREEMENTS & CONT				339,174		169,587	169,587	169,587		169,587
INTEREST										
OTHER REVENUE				150		150	150	150		150
TOTAL REVENUE				339,324		169,587	169,587	169,587		169,737
EXPENSES										
PERSONNEL				12,325		2,494	5,945	5,945		6,380
CONTRACTS & PROF				18,429		955	4,327	4,327	361	13,741
MISCELLANEOUS				308,570		42,125	126,375	126,375		182,195
UTILITIES										
CAPITAL EXPENDITURES										
MAINTENANCE										
SUPPLIES										
TOTAL EXPENDITURES				339,324		45,574	136,647	136,647	361	202,316
(UNDER) EXPENSES				-		124,012	32,939	32,939	(361)	(32,578)



TO: Mayor and Councilmembers
FROM: City Manager John Moran
DATE: September 13, 2011
SUBJECT: CONSENT AGENDA - Police Department Report for the month of August

(III - C)



Farmersville Police Department
134 North Washington Street
Farmersville, TX 75442
972-782-6141

Farmersville Police Department Monthly Report August-11

Total Calls For Service:

462

Tier 1 Crimes

Robbery:

0

Assault:

6

Theft:

3

Burglary:

3

Motor Vehicle Theft:

0

Tier 2 Crimes

Forgery/Credit abuse:

0

Fraud:

0

Criminal Mischief:

3

Weapons:

0

DWI:

0

Public Intoxication:

0

Disorderly Conduct:

0

Drugs:

0

Miscellaneous

Traffic Stops:

232

Citations:

118 (150 violations)

Alarms:

8

Major Accidents:

4

Minor Accidents:

5

Agency Assist:

31

Cases filed with the District Attorney's Office:

Felony:

0

Misdemeanor:

6

Hours completed by Volunteers:

11



TO: Mayor and Councilmembers
FROM: City Manager John Moran
DATE: September 13, 2011
SUBJECT: CONSENT AGENDA – Code Enforcement/Animal Control Report for the month of August

(III - D)

FARMERSVILLE POLICE DEPARTMENT

CODE ENFORCEMENT

AUGUST 2011

DATE	ADDRESS	VIOLATION	INSPECTION	WARNING	NOTICE VIOL	CITATION	CLOSED DATE	NOTES/CFS
8/1/2011	315 Summit	Trees-Recheck	X	X	X	X	8/1/2011	
8/1/2011	Waterford-Recheck	Junk Vehicle	X	X			8/1/2011	
8/1/2011	McClouds-Recheck	Grease Trap	X	X			8/1/2011	
8/1/2011	Shell Station-Recheck	Numerous	X	X	X		8/1/2011	
8/1/2011	Tony's-Recheck	Appliance	X	X			8/1/2011	
8/1/2011	106 S. Santa Fe	Numerous	X	X				Death in Family-Extended 8/1/2011
8/1/2011	115 Buckskin	Numerous	X	X	X			Extended 8/30/2011
8/1/2011	401 College-Recheck	Tall Grass, Fence	X	X			8/1/2011	
8/1/2011	413 Maple-Recheck	Brush	X	X	X		8/1/2011	
8/1/2011	Mr Gomez-Complaint	Wood	X				8/1/2011	Called City Hall
8/1/2011	377 Audie Murphy	Pavilion-Recheck	X	X	X		8/16/2011	Church called
8/1/2011	808 S. Main	Veritas Inspection	X				8/1/2011	Waiting for report
8/2/2011	203 Murchison-Recheck	Car Parked Front Yard	X		X		8/2/2011	
8/2/2011	Lot Houston by Trail	Recheck-Tall Grass	X	X	X		8/2/2011	
8/2/2011	Church LS-Recheck	Tall Grass	X	X	X		8/2/2011	
8/2/2011	Ryanner LLC-Recheck	Tall Grass	X	X	X		8/2/2011	
8/2/2011	217 Windom-Recheck	Tall Grass	X	X			8/2/2011	
8/2/2011	303 Windom-Recheck	Appliance	X	X			8/2/2011	
8/3/2011	551 Audie Murphy	Complaint-Debris	X	X			8/17/2011	Spoke w/Owner
8/3/2011	Elizabeth Neathery	Summit-Tall Grass	X	X	X			Sent Letter 8/5/2011
8/3/2011	315 Maple-Complaint	Trash, Container	X		X		8/17/2011	
8/3/2011	410 N. Main	Brush	X	X				Extended 17 Aug 11
8/3/2011	412 N. Main	Tires	X	X			8/17/2011	Spoke w/Owner
8/3/2011	516 Jackson	Debris	X	X	X		8/17/2011	Sent Letter 8/5/2011

8/3/2011	406 N. Main	Watering	X	X			8/3/2011	Spoke w/Owner
8/3/2011	502 Meadow View- Recheck	Fence	X	X	X		8/3/2011	
8/3/2011	213 Hill-Recheck	Junk Vehicle	X	X			8/3/2011	
8/3/2011	200 S. Main	Tall Grass	X				8/17/2011	Letter Sent
8/3/2011	308 Haughton	Brush	X	X			8/17/2011	Spoke w/Owner

FARMERSVILLE POLICE DEPARTMENT

CODE ENFORCEMENT

AUGUST 2011

DATE	ADDRESS	VIOLATION	INSPECTION	WARNING	NOTICE VIOL	CITATION	CLOSED DATE	NOTES/CFS
8/3/2011	408 Pendleton	Mattress/Box Spring	X	X			8/17/2011	Spoke w/Owner 8/9/2011
8/3/2011	114 College	Brush	X	X			8/23/2011	Spoke w/Owner
8/4/2011	315 Maple-Complaint	Trash Cans Out	X	X			8/4/2011	Spoke w/Owner Trash Cans put up
8/4/2011	501 Maple-Recheck	Brush	X	X	X		8/23/2011	Extended
8/4/2011	308 Maple-Recheck	Roof	X	X	X			Given 60 days to fix problems
8/4/2011	312 Orange-Complaint	Bush Obstruct Traffic	X	X			8/30/2011	Extended 8/23/2011
8/4/2011	110 Summit-Complaint	Bush Obstruct Traffic	X	X			8/30/2011	Extended 8/23/2011
8/4/2011	416 Orange	Tall Grass	X	X			8/23/2011	
8/4/2011	Douglas, Mikki-380	Tall Grass, Debris	X	X	X		8/17/2011	Sent Letter 8/5/2011
8/4/2011	116 Audie Murphy	Brush	X	X	X			Sent Letter 8/5/2011
8/4/2011	316 Farr Hill-Recheck	Numerous	X	X	X			Extended 8/23/2011
8/4/2011	309 Haislip-Recheck	Numerous	X	X	X			Obtaining Search Warrant
8/4/2011	515 Windom-Recheck	Numerous	X	X	X			Extended 8/23/2011
8/4/2011	Lizabeth Green-Jackson	Recheck-Tall Grass	X	X	X		8/23/2011	Extended
8/4/2011	1017 S. Main	Recheck	X	X	X		8/23/2011	Extended
8/4/2011	603 McKinney	Ck Permits	X				8/4/2011	Had Permits
8/4/2011	Tatum Elementary	Watering	X	X			8/4/2011	Spoke to School
8/4/2011	301 McKinney	Ck Permits	X				8/4/2011	Had Permits
8/5/2011	306 Maple	Garage Sale	X	X			8/5/2011	Got Permit

8/5/2011	217 Windom	Garage Sale	X	X			8/5/2011	Got Permit
8/5/2011	310 N. Rike	Garage Sale	X				8/5/2011	Had Permits
8/5/2011	512 N. Washington	Recheck-Brush	X	X			8/5/2011	
8/5/2011	502 Clairmont	Recheck-Fence	X	X	X		8/5/2011	
8/5/2011	Farmersville Tires	Recheck-Tires	X	X	X		8/23/2011	Extended
8/5/2011	Sports Bar & Grill	Recheck-Tall Grass	X	X	X		8/5/2011	
8/5/2011	311 Sid Nelson/Next Lot	Recheck	X	X	X		8/17/2011	2nd Notice 8/5/2011
8/5/2011	309 S. Washington	Watering	X	X			8/5/2011	Spoke w/Owner
8/5/2011	308 Maple	Check	X				8/5/2011	
8/5/2011	808 S. Main	Give copy of Insp					8/5/2011	Renters

FARMERSVILLE POLICE DEPARTMENT

CODE ENFORCEMENT

AUGUST 2011

DATE	ADDRESS	VIOLATION	INSPECTION	WARNING	NOTICE VIOL	CITATION	CLOSED DATE	NOTES/CFS
8/5/2011	300 Gotcher	Tall Grass Brush	X		X			Found New Owner Sent Ltr 8/5/20:
8/5/2011	150 S. Main	Debris	X		X		8/17/2011	Letter sent 8/5/2011
8/8/2011	200 S. Main	Tall Grass	X		X		8/17/2011	Letter sent 8/8/2011
8/8/2011	808 S. Main	Corrective Actions	X	X				Given 30 Days
8/8/2011	502 Waterford	Question About Cars					8/8/2011	
8/8/2011	402 Pendleton	Watering	X	X			8/8/2011	Spoke w/Owner
8/8/2011	507 Beene	Watering	X	X			8/8/2011	Spoke w/Owner
8/8/2011	McClouds-Complaint	Grease Trap	X	X			8/12/2011	Company Picking It Up
8/8/2011	510 Waterford	Junk Vehicle	X	X	X		8/10/2011	Given 48 Hrs to move Vehicle
8/8/2011	315 Maple	Given Stop Work Order					8/8/2011	
8/9/2011	311 College	Tall Grass	X	X			8/23/2011	Spoke w/Owner
8/9/2011	317 College-Recheck	Pile Debris	X	X	X			Letter Sent 8/29/2011
8/9/2011	203 Prospect	Brush	X				8/11/2011	Brush is Neighbors
8/9/2011	211 Houston	Shed, Grass, Brush	X	X			8/30/2011	Spoke w/Owner, she is disabled an break.

8/9/2011	124 N. Hamilton	Brush-Backyard	X	X	X		9/1/2011	Letter Sent 8/16/2011
8/9/2011	Meadowview	No Registration Sticker	X	X			8/10/2011	Stickered
8/9/2011	314 Windom	Fridge Front Yard	X	X			8/23/2011	Spoke w/Owner
8/9/2011	1406 Audie Murphy	Tall Grass	X	X	X		8/25/2011	Letter Sent 8/16/2011
8/9/2011	517 N. Main	Fride in Drive Way	X	X			8/23/2011	Spoke w/Owner
8/9/2011	304 Austin	Tall Grass/Brush	X	X	X		8/25/2011	Letter Sent 8/16/2011
8/9/2011	Judge Douglas' Ofc	Get Warrant Signed					8/9/2011	308 Maple
8/10/2011	109 College	Watering	X				8/10/2011	Spoke w/Owner
8/10/2011	301 McKinney	Pile Debris	X	X			8/24/2011	Spoke w/Owner
8/11/2011	506 Floyd	2 Piles of Brush	X	X	X		8/25/2011	Letter Sent 8/16/2011
8/11/2011	Catrachos	Tires	X	X			8/24/2011	Spoke w/Owner
8/11/2011	Sisco Welding	Tall Grass	X	X	X			Extended 9/1/2011
8/11/2011	Harless-Audie Murphy	2 Piles of Brush	X	X			9/1.2011	Called 8/16/2011
8/11/2011	Rosen-Audie Murphy	Tall Grass	X	X	X		8/25/2011	Letter Sent 8/16/2011
8/11/2011	Shell Station	Tall Grass	X				8/16/2011	Lot not His

FARMERSVILLE POLICE DEPARTMENT

CODE ENFORCEMENT

AUGUST 2011

DATE	ADDRESS	VIOLATION	INSPECTION	WARNING	NOTICE VIOL	CITATION	CLOSED DATE	NOTES/CFS
8/11/2011	206 Herron	Tall Grass	X	X	X			Extended 9/1/2011
8/11/2011	610 S. Main	Watering	X				8/11/2011	Left Card Explaining Watering Info.
8/11/2011	308 Maple	Admin Search Warrant	X				8/11/2011	
8/12/2011	Judge Douglas' Office	Search Warrant Return					8/12/2011	
8/12/2011	111 Wilcoxson	Grass Cut	X				8/12/2011	
8/12/2011	411 Houston	Pile of Debris	X				8/26/2011	Spoke to Owner
8/12/2011	122 Buckskin	Garage Sale-No Permit	X	X			8/12/2011	Got Permit from City Hall

8/12/2011	117 N. Hamilton	Watering						8/12/2011	Spoke w/Owner
8/15/2011	308 Maple	Inspection Report	X	X				8/15/2011	Given 2 Months to comply with Ins
8/15/2011	Municipal Court	2 Cases						8/15/2011	313 Austin; Amy's Car Wash
8/16/2011	202 N. Rike	Discuss Youth Group						8/16/2011	Helping to fix Fence, Pick Up Brush
8/16/2011	211 Houston	Discuss Youth Group						8/16/2011	Helping them to Tear Down Shed
8/16/2011	106 S. Santa Fe	Recheck-Garage Wall	X	X					Extended 8/30/2011
8/16/2011	205 College	Permit Check						8/16/2011	Good
8/17/2011	PR 100 #27	Numerous	X	X	X			8/31/2011	Given NOV 8/17/2011
8/17/2011	Tatum Elementary	Watering	X	X				8/17/2011	
8/17/2011	613 Maple	Post Unsafe Signs						8/17/2011	
8/23/2011	Farmersville Pkwy	Watering	X					8/22/2011	
8/23/2011	118 Bois D'Arc	Numerous-Recheck	X	X	X				Extended 8/23/2011
8/24/2011	808 S. Main	Meet w/Owners						8/24/2011	
8/24/2011	214 Orange	Junk Vehicle	X	X				8/25/2011	Stickered
8/24/2011	201 Summit	Brush	X						Left Card
8/24/2011	313 Johnson	Tall Grass	X		X				Letter Send 8/24/2011
8/24/2011	408 Pendleton	Ck Garage Sale Permit	X					8/25/2011	No Permit/Garage sale shut down
8/25/2011	Locust/Hamilton	Tall Grass	X						Spoke w/Mr Jones
8/25/2011	421 Audie Murphy	Tall Grass	X		X				Letter sent 8/29/2011
8/25/2011	401 Audie Murphy	Tall Grass	X		X				Letter sent 8/29/2011
8/25/2011	808 S. Main	Turn on Water						8/25/2011	Turned Off
8/26/2011	808 S. Main	Turn on Water						8/26/2011	Turned Off

FARMERSVILLE POLICE DEPARTMENT

CODE ENFORCEMENT

May 2011

DATE	ADDRESS	VIOLATION	INSPECTION	WARNING	NOTICE VIOL	CITATION	CLOSED DATE	NOTES/CFS
8/26/2011	312 Austin	Garage Sale-Good	X				8/26/2011	
8/26/2011	800 Westgate	Watering	X				8/26/2011	Spoke w/Owner

FARMERSVILLE POLICE DEPARTMENT
 PUBLIC SERVICE OFFICER: ANIMAL CONTROL MONTHLY REPORT
 MONTH: AUGUST 2011

DATE	TYPE OF CALL	ADDRESS	VIOLATION	WARNING	NOTICE/VIOL	CITATION	IMPOUND	CC SHELTER	CFS#
8/1/2011	Stray Dog	411 Neathery					X		
8/2/2011	Pound	Pick Up Dog	Take CCAS					X	
			Unwrapped Dog						Dog wrapped around tree. Unwrapped dog and spoke w. owner
8/3/2011	Animal Concern	306 Summit							
8/3/2011	Improper Tethering	551 Audie Murphy	Spoke w/Owner	X					
8/4/2011	Stray Cat	202 Murchison					X		
8/4/2011	Return Trap	202 Murchison							
8/4/2011	Complaint	400 S. Washington	Neighbor's Dog Tangled						
8/4/2011	Tangled Dog	210 Neathery	Untangled Dog	X					Told to move dogs run to different spot
8/4/2011	Stray Dog	Station					X		
8/4/2011	Pound	Dog got Loose	Put back in Cage						
8/4/2011	Release Dog	Pound	Returned to Owner						

DATE	TYPE OF CALL	ADDRESS	VIOLATION	WARNING	NOTICE/VIOL	CITATION	IMPOUND	CC SHELTER	CFS#
8/17/2011	Dog Hit by Car	Austin/Prospect	Taken CCAS					X	
8/17/2011	Improper Tethering	PR100 #27	Complaint	X	X				
FARMERSVILLE POLICE DEPARTMENT PUBLIC SERVICE OFFICER: ANIMAL CONTROL MONTHLY REPORT MONTH: AUGUST 2011									
8/23/2011	Stray Dog	601 Waterford	Returned to Owner						
8/23/2011	Stray Dog	601 Meadowview	Returned Dog		X				
8/23/2011	Improper Tethering	508 Park	Left Card						
8/23/2011	Abandoned Kittens	300 Hwy 78	Taken CCAS					X	
8/23/2011	Chickens/Rooster	302 E. Santa Fe	Complaint	X					
8/23/2011	Loose Dogs	210 Woodard	Complaint	X					
8/24/2011	Improper Tethering	301 Locust Recheck	Good						
8/24/2011	Drop Off Trap	1St Baptist Church	Possum						
8/25/2011	Release of Dog	307 Murchison	Taken CCAS					X	Owner out of town asked to have dog taken to his Vet
8/25/2011	Stray Dog	High School	Taken to Owners Vet	X					
8/25/2011	Dead Kitten	Orange St	Disposed Of						
8/26/2011	Dead Cat	Washington	Disposed Of						
8/29/2011	2 Stray Dogs	High School	Pound				X		
8/30/2011	3 Stray Dogs	Windom St	CCAS						
8/30/2011	Pick Up Dogs	Pound	CCAS						



TO: Mayor and Councilmembers
FROM: City Manager John Moran
DATE: September 13, 2011
SUBJECT: CONSENT AGENDA – School Resource Officer Report for the month of August

(III - E)

Month of:

August

Officer: Huggins

	1	2	3	4	5	6	7	8	9	10	11	12	13	14	15	16	17	18	19	20	21	22	23	24	25	26	27	28	29	30	31	TOT
FTA	0	0	0	0	0	0	0	0	0	0	0	0	0	0	0	0	0	0	0	0	0	0	0	0	0	0	0	0	0	0	0	
Curfew Viol	0	0	0	0	0	0	0	0	0	0	0	0	0	0	0	0	0	0	0	0	0	0	0	0	0	0	0	0	0	0	0	
Trespassing	0	0	0	0	0	0	0	0	0	0	0	0	0	0	0	0	0	0	0	0	0	0	0	0	0	0	0	0	0	0	0	
Drug Para	0	0	0	0	0	0	0	0	0	0	0	0	0	0	0	0	0	0	0	0	0	0	0	0	0	0	0	0	0	0	0	
MIP Tobacco	0	0	0	0	0	0	0	0	0	0	0	0	0	0	0	0	0	0	0	0	0	0	0	0	0	0	0	0	0	0	0	
MIP Alcohol	0	0	0	0	0	0	0	0	0	0	0	0	0	0	0	0	0	0	0	0	0	0	0	0	0	0	0	0	0	0	0	
Assault M/C	0	0	0	0	0	0	0	0	0	0	0	0	0	0	0	0	0	0	0	0	0	0	0	0	0	0	0	0	0	0	0	
D/C Language	0	0	0	0	0	0	0	0	0	0	0	0	0	0	0	0	0	0	0	0	0	0	0	0	0	0	0	0	0	0	0	
D/C Fighting	0	0	0	0	0	0	0	0	0	0	0	0	0	0	0	0	0	0	0	0	0	0	0	0	0	0	0	0	0	0	0	
Class Disrupt	0	0	0	0	0	0	0	0	0	0	0	0	0	0	0	0	0	0	0	0	0	0	0	0	0	0	0	0	0	0	0	
Disrup Trans	0	0	0	0	0	0	0	0	0	0	0	0	0	0	0	0	0	0	0	0	0	0	0	0	0	0	0	0	0	0	0	
LETs Hours	0	0	0	0	0	0	0	0	0	0	0	0	0	0	0	0	0	0	0	0	0	0	0	0	0	0	0	0	0	0	0	
Presentation	0	0	0	0	0	0	0	0	0	0	0	0	0	0	0	0	0	0	0	0	0	0	0	0	0	0	0	0	0	0	0	
Events Worked	0	0	0	0	0	0	0	0	0	0	0	0	0	0	0	3	0	2	0	0	0	0	0	0	0	1	1	0	0	0	0	
Off/Inc Reports	0	0	0	0	0	0	0	0	0	0	0	0	0	0	0	0	0	0	0	0	0	0	0	0	0	0	0	0	0	0	0	
Arrest	0	0	0	0	0	0	0	0	0	0	0	0	0	0	0	0	0	0	0	0	0	0	0	0	0	0	0	0	0	0	0	
Extra Patrols	0	0	0	0	0	0	0	0	0	0	0	0	0	0	0	0	0	0	0	0	0	2	2	2	2	2	2	0	2	2	2	
Student Contact	0	0	0	0	0	0	0	0	0	0	0	0	0	0	0	0	0	0	0	0	0	0	0	0	0	0	0	0	0	0	0	
PTA Meetings	0	0	0	0	0	0	0	0	0	0	0	0	0	0	0	0	0	0	0	0	0	0	0	0	0	0	0	0	0	0	0	
Counsel Forms	0	0	0	0	0	0	0	0	0	0	0	0	0	0	0	0	0	0	0	0	0	0	0	0	0	0	0	0	0	0	0	
Safety Drills	0	0	0	0	0	0	0	0	0	0	0	0	0	0	0	0	0	0	0	0	0	0	0	0	0	0	0	0	0	0	0	
Parent Contacts	0	0	0	0	0	0	0	0	0	0	0	0	0	0	0	0	0	0	0	0	0	0	0	0	0	0	0	0	0	0	0	
Res Chks	0	0	0	0	0	0	0	0	0	0	0	0	0	0	0	0	0	0	0	0	0	0	0	0	1	0	0	0	0	0	0	
Traffic Stops	0	0	0	0	0	0	0	0	0	0	0	0	0	0	0	0	0	0	0	0	0	0	0	1	0	0	0	0	0	0	0	
TOTAL	0	0	0	0	0	0	0	0	0	0	0	0	0	0	0	3	0	2	0	0	0	2	3	2	4	3	0	0	2	2	2	25



Farmersville
DISCOVER A TEXAS TREASURE

TO: Mayor and Councilmembers
FROM: City Manager John Moran
DATE: September 13, 2011
SUBJECT: CONSENT AGENDA – Fire Department Report for the month of August

(III - F)

FARMERSVILLE FIRE DEPARTMENT
CITY COUNCIL MONTHLY REPORT
AUGUST 2011

TOTAL RESPONSES FOR MONTH: 60

City: 33

First Responder	17
Motor Vehicle Accidents	02
Grass Fires	04
Structure Fires	01
Public Assist	04
Water Leaks	02
Electric Poles	01
Vehicle Fires	01
Unauthorized Burns	01
Gas Leaks	01

County: 25

First Responder	13
Motor Vehicle Accidents	05
Grass Fires	02
Unauthorized Burns	02
Gas Leaks	01
Fire Alarms	01
Fuel Spill	01


Mutual Aids: 2

Assisted Princeton Fire Department with 1 grass fire and 1 structure fire

OTHER ITEMS OF INTEREST:

1. We have taken on one additional member who is a commissioned fire fighter and paramedic and currently have 3 additional applicants that will begin the process in September.
2. As of the time of this report we are currently on "stand-by" for deployment to Palo Pinto County to assist in the wild land fire. If deployed we will supply (1) brush truck with a (2) man crew.
3. We have had two members complete and pass their EMT course held at the Anna Fire Department by NCTI. They are now eligible to take their National Registry exam and with successful completion will be certified EMT's.

Respectfully Submitted:



Kim R. Morris
Farmersville Fire Chief



TO: Mayor and Councilmembers
FROM: City Manager John Moran
DATE: September 13, 2011
SUBJECT: CONSENT AGENDA – Municipal Court Report for the month of August

(III - G)

INFORMATION
PENDING



TO: Mayor and Councilmembers
FROM: City Manager John Moran
DATE: September 13, 2011
SUBJECT: CONSENT AGENDA – Public Works and Customer Service Report for the month of August

(III - H)



Public Works Monthly Report

For the Month of August 2011

Service Order Status

Service Order Group	Apr-2011	May-2011	Jun-2011	Jul-2011	Aug-2011
Utility Billing	20	30	41	17	35
Street System	7	3	8	2	5
Water System	8	11	5	17	17
Waste Water System	11	5	6	2	2
Storm Water System	0	4	0	1	2
Property and Buildings	18	16	13	7	6
Electrical System	0	0	0	0	0
Refuse System	30	26	26	17	7
Projects	0	0	0	0	0
Vehicles	0	0	2	0	0
Public Works	0	3	3	0	1
Miscellaneous	1	6	13	15	30
Total	95	104	117	78	105

Note:

1. Number of outstanding service orders, 30 days or older (backlog): 13.
2. Number of elevated service orders: 3

Public Works General

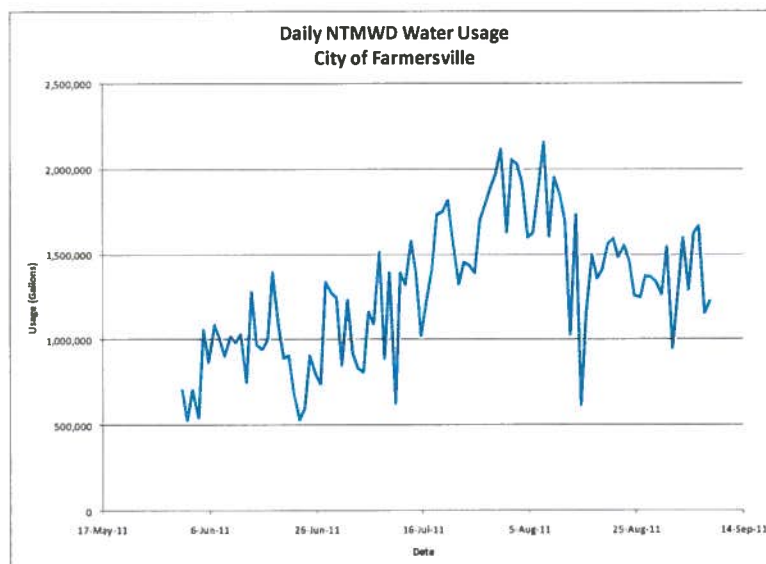
1. Two staff meetings conducted this month.
2. No increase in lost time accidents for the year.
 - a. Total Number for 2011: 1
 - b. Total lost days for 2011: 6
 - c. Accidents in June: None
3. 2011/2012 budget development.
4. Attended the following community meetings:
 - a. Downtown Merchants Association
 - b. Farmersville Community Development Corporation (4B)
 - c. City Council Meeting (2)
 - d. Planning and Zoning

Street System

1. Preliminary Engineering Plan in work. Plan includes:
 - a. Street System (Kimley-Horn).
 - i. No activity to date. Working on storm water system first.
 - b. Storm Water System (Kimley-Horn).
 - i. Survey of the current system, 2 weeks into the project
 - c. Water System (DBI). Includes model.
 - i. No activity to date.
 - d. Waste Water System (DBI). Includes model.
 - i. Status: Map 95% complete.
 - ii. Model currently being validated.
2. Dust control oiling conducted on: Locust, Sid Nelson, Merit, Orange.
3. Replaced buckled sidewalk, Maple at Washington.
4. Reworked street ordinance for school zones including: timing, speed, no parking areas.

Water System

1. Beginning new policy of replacing 40 feet of pipe on old lines that have multiple breaks per year. These are normally very old lines badly in need of replacing.
2. Planning transfer of all Customers currently using NTMWD water on Audie Murphy Parkway West (US 380) to City of Farmersville.
3. Engineering 6 inch waterline extension for Caddo Park. This will be an in-house project.
4. Still in stage 2 water conservation.



Waste Water System

1. See special projects/grants section concerning sewer line project.
2. Updating supporting financial figures to close out the sewer line grant.

Storm Water System

1. Hamilton Street storm water ditch reworked to clear brush and debris. Checking for infiltration issues related to manholes and sewer cleanout in the vicinity.
2. City Hall ditch to Hamilton Street currently being reworked.
3. Plans in place to clear and clean-up city storm water ditches.

Property and Buildings

1. Spain Complex survey complete.
2. Library building overhaul now being led by Centennial Committee. The committee is currently getting quotes.
3. Old Country Club building being planned for demolition. Asbestos and lead paint studies to be performed. This will be delayed till October.
4. Upgrades to the splash pad area approved by 4B
 - a. Water reclamation upgrade (\$12K)
 - b. Sidewalk connector to the gazebo (\$0K)
 - c. Restroom facilities (\$25K)
5. Upgrades to the downtown audio system will be postponed along with 4B funding.
6. \$50K match approved by 4B for Chaparral Trail Grant project.
7. Lighting and power plugs being installed into the Southlake Park gazebo and restroom. Scheduled for completion in September 2011.
8. Chaparral trail buckled concrete fixed.

Electrical System

1. New Electrical System maintenance contract needed.

Refuse System

1. New refuse contract ready for consideration.

Vehicles

1. Rene Bates being used to sell obsolete/unused equipment. Vehicles are now input into their system. Awaiting sell.



TO: Mayor and Councilmembers
FROM: City Manager John Moran
DATE: September 13, 2011
SUBJECT: CONSENT AGENDA – Main Street Report for the month of August

(III - I)

**Main Street Monthly Report
August 2011
Reported by Adah Leah Wolf, Manager**



ORGANIZATION:

3	August calendar of events sent out to all downtown business and building owners
8	4B Board meeting: preparation of agenda, handouts and associated meeting materials.
15	4B Budget Workshop
23-26	Main Street Manger takes leave
31	September calendar of events sent out to all downtown business and building owners
16	Main Street Board Meeting
17	Mtg with Linda Dawkins regarding museum planning committee. Committee meeting date and preliminary materials distributed.
	Annual report submitted to Texas Main Street office

PROMOTION:

5, 19	Doggie Day Festival Planning Meetings. Demonstration schedule has been set, dog quote posters in progress.
6	Farmers & Fleas Market. North Texas Municipal Water Authority has Water IQ Booth. 5,000 additional market fliers printed.
	Photos submitted to Texas Downtown Association for their website
	Calendar of events submitted to Hear of Texan publication
	Shop-Dine-Discover Farmersville light post banners ordered for downtown
	Fliers provided to Texas Lakes Trail for their info booth at Hotter 'N Hell Hundred bike race in Wichita Falls
	Basket of Audie Murphy day items provided for Old Time Saturday auction.
	Replacement Welcome to Farmersville sign ordered for Thain location.

DESIGN:

10	Meeting with Pete Campbell regarding planned façade improvements & application for 4A façade grant.
12	Meeting with Randy Clark & Ben White regarding planned façade improvements & application for 4A façade grant
	Design assistance received from THC Main Street architect for 301 McKinney (Meguire building)
	Trailhead sign ordered for west side of Onion Shed
	Replacement "Discover Downtown" banners and brackets ordered.

ECONOMIC RESTRUCTURING:

6	Red Door Antiques Ribbon Cutting. Owners are Bryan and Donna Williams
	Information on downtown buildings for sale given to Betty Graham
16	Friends of Trails regional meeting hosted in Civic Center. Goodie bags provided for participants. This group is coordinating development efforts to link the trail from Farmersville to Paris.
17	Farmersville Downtown Merchants Assoc meeting, hosted by Kevin and Patti Meguire (301 McKinney St.)

Volunteers: Approximately 120 volunteer hours were donated this month

Upcoming: Sept. 3 Farmers & Fleas Market

Oct. 1 Old Time Saturday


Oct. 29 Trick it Up Bike Ride and Scare on the Square





TO: Mayor and Councilmembers
FROM: City Manager John Moran
DATE: September 13, 2011
SUBJECT: CONSENT AGENDA – Library Report for the month of August

(III - J)



Charles J. Rike Memorial Library

203 Orange Street - Farmersville, Texas

www.rikelibrary.com

972-782-6681

Monthly Report

August – 2011

Circulation	1763
Computer Users	554
Inter-library Loans Loaned	4
Inter-library Loans Borrowed	5
Patrons Saved \$ *	\$22,102.97
New Patrons	28
Volunteer Hours Donated	33 hours 40 minutes

Other Items of Interest:

Summer Reading Club attendance for August:

<u>Date</u>	<u>Kids</u>	<u>Adults</u>	<u>Theme</u>
8/3/2011	19	5	If you give a kid a book... – Wyndi read
8/10/2011	45	16	Surprise! – Wyndi read
8/17/2011	23	10	Let's go Fishin' – Wyndi read
August Total:	87	31	= 118

Complete Program Totals: 304 Children + 136 Adults = 440 patrons attended this year's Summer Reading Club which was a 106% increase over last year. This year was a huge success thanks to Wyndi Veigel, the sponsorship of the Farmersville Times and the support of our volunteers and community leaders.

We have received a letter from the Tocker Foundation informing us about their decision on the grant we submitted in June for shelving and furniture. They have approved our grant application and will fund our project for \$49,987.

* Patron Saved \$ Amount: This amount is how much our patrons save by borrowing books and videos from the Library versus buying them from a bookstore. It is a number that our automation system tracks when there is a price attached to a material.