

Summary Results Report
City/School General and Special Elections
May 1st, 2021

Combined Accumulated Totals UNOFFICIAL
RESULTS
57 of 57 Vote Centers Reporting
Collin County

Statistics	TOTAL	Election Day	Early Voting	Ballot By Mail
Registered Voters - Total	641,789			
Ballots Cast - Total	94,405	30,610	61,136	2,659
Voter Turnout - Total	14.71%			

Summary Results Report
 City/School General and Special Elections
 May 1st, 2021

Combined Accumulated Totals UNOFFICIAL
 RESULTS
 57 of 57 Vote Centers Reporting
 Collin County

Councilmember, Place No. 1 Allen
 Vote For 1

	TOTAL	VOTE %	Election Day	Early Voting	Ballot By Mail
Christopher Gaspard	235	2.55%	75	147	13
Malcom J. Wilkinson	253	2.74%	77	158	18
Daren Meis	4,675	50.65%	1,558	3,072	45
Nathan Polsky	296	3.21%	123	157	16
Andre Hines	246	2.67%	92	138	16
Dwight Burns	3,525	38.19%	1,094	2,261	170
Total Votes Cast	9,230	100.00%	3,019	5,933	278
Overvotes	1		0	0	1
Undervotes	900		344	522	34
Contest Totals	10,131		3,363	6,455	313

Councilmember, Place No. 3 Allen
 Vote For 1

	TOTAL	VOTE %	Election Day	Early Voting	Ballot By Mail
Joseph Jackson	176	1.84%	64	99	13
Joey Herald	1,408	14.73%	446	929	33
Lauren Doherty	3,991	41.74%	1,288	2,491	212
Dave Cornette	3,918	40.98%	1,318	2,563	37
Kenneth Wineburg, Jr.	68	0.71%	21	43	4
Total Votes Cast	9,561	100.00%	3,137	6,125	299
Overvotes	0		0	0	0
Undervotes	570		226	330	14
Contest Totals	10,131		3,363	6,455	313

Councilmember, Place No. 5 Allen
 Vote For 1

	TOTAL	VOTE %	Election Day	Early Voting	Ballot By Mail
Diane Martin	854	9.35%	268	512	74
Dave Shafer	4,365	47.81%	1,475	2,848	42
Philip Brewer	3,710	40.64%	1,164	2,393	153
Edson Mureeba	201	2.20%	72	116	13
Total Votes Cast	9,130	100.00%	2,979	5,869	282
Overvotes	0		0	0	0
Undervotes	1,001		384	586	31
Contest Totals	10,131		3,363	6,455	313

Summary Results Report
 City/School General and Special Elections
 May 1st, 2021

Combined Accumulated Totals UNOFFICIAL
 RESULTS
 57 of 57 Vote Centers Reporting
 Collin County

City Council, Mayor Anna

Vote For 1

	TOTAL	VOTE %	Election Day	Early Voting	Ballot By Mail
Glen Johnson	124	9.49%	43	80	1
Nate Pike	1,182	90.51%	433	745	4
Total Votes Cast	1,306	100.00%	476	825	5
Overvotes	0		0	0	0
Undervotes	43		17	26	0
Contest Totals	1,349		493	851	5

City Council, Place 1 Anna

Vote For 1

	TOTAL	VOTE %	Election Day	Early Voting	Ballot By Mail
Jimmy Onkangi	285	22.84%	106	177	2
Anthony Richardson	179	14.34%	73	106	0
Kevin Toten	719	57.61%	254	462	3
Bryan F. Heath	65	5.21%	20	45	0
Total Votes Cast	1,248	100.00%	453	790	5
Overvotes	0		0	0	0
Undervotes	101		40	61	0
Contest Totals	1,349		493	851	5

Proposition A City of Anna

Vote For 1

	TOTAL	VOTE %	Election Day	Early Voting	Ballot By Mail
For	1,154	87.29%	412	737	5
Against	168	12.71%	65	103	0
Total Votes Cast	1,322	100.00%	477	840	5
Overvotes	0		0	0	0
Undervotes	27		16	11	0
Contest Totals	1,349		493	851	5

Proposition B City of Anna

Vote For 1

	TOTAL	VOTE %	Election Day	Early Voting	Ballot By Mail
For	844	64.48%	298	544	2
Against	465	35.52%	177	285	3
Total Votes Cast	1,309	100.00%	475	829	5
Overvotes	0		0	0	0
Undervotes	40		18	22	0
Contest Totals	1,349		493	851	5

Summary Results Report
 City/School General and Special Elections
 May 1st, 2021

Combined Accumulated Totals UNOFFICIAL
 RESULTS
 57 of 57 Vote Centers Reporting
 Collin County

Proposition C City of Anna
 Vote For 1

	TOTAL	VOTE %		Election Day	Early Voting	Ballot By Mail
For	935	71.27%		324	608	3
Against	377	28.73%		156	220	1
Total Votes Cast	1,312	100.00%		480	828	4
Overvotes	0			0	0	0
Undervotes	37			13	23	1
Contest Totals	1,349			493	851	5

City Council, Place 1 Carrollton
 Vote For 1

	TOTAL	VOTE %		Election Day	Early Voting	Ballot By Mail
Sem Habtemariam	0	0.00%		0	0	0
Sammy Isaiah	1	12.50%		0	1	0
Steve Babick	7	87.50%		5	2	0
Total Votes Cast	8	100.00%		5	3	0
Overvotes	0			0	0	0
Undervotes	2			1	1	0
Contest Totals	10			6	4	0

City Council, Place 3 Carrollton
 Vote For 1

	TOTAL	VOTE %		Election Day	Early Voting	Ballot By Mail
Pat Cochran	7	100.00%		4	3	0
Total Votes Cast	7	100.00%		4	3	0
Overvotes	0			0	0	0
Undervotes	3			2	1	0
Contest Totals	10			6	4	0

City Council, Place 5 Carrollton
 Vote For 1

	TOTAL	VOTE %		Election Day	Early Voting	Ballot By Mail
Nancy Cline	2	25.00%		1	1	0
Annette W. Reese	2	25.00%		2	0	0
Shani Dellimore Barrax	4	50.00%		2	2	0
Total Votes Cast	8	100.00%		5	3	0
Overvotes	0			0	0	0
Undervotes	2			1	1	0
Contest Totals	10			6	4	0

Summary Results Report
 City/School General and Special Elections
 May 1st, 2021

Combined Accumulated Totals UNOFFICIAL
 RESULTS
 57 of 57 Vote Centers Reporting
 Collin County

City Council, Place 7 Carrollton
 Vote For 1

	TOTAL	VOTE %		Election Day	Early Voting	Ballot By Mail
H.A. "Rusty" Pendleton	3	37.50%		1	2	0
Jim Doyle	1	12.50%		1	0	0
D. Michelle Ocker	4	50.00%		3	1	0
Total Votes Cast	8	100.00%		5	3	0
Overvotes	0			0	0	0
Undervotes	2			1	1	0
Contest Totals	10			6	4	0

Proposition A City of Carrollton
 Vote For 1

	TOTAL	VOTE %		Election Day	Early Voting	Ballot By Mail
For	6	66.67%		3	3	0
Against	3	33.33%		2	1	0
Total Votes Cast	9	100.00%		5	4	0
Overvotes	0			0	0	0
Undervotes	1			1	0	0
Contest Totals	10			6	4	0

Proposition B City of Carrollton
 Vote For 1

	TOTAL	VOTE %		Election Day	Early Voting	Ballot By Mail
For	5	55.56%		3	2	0
Against	4	44.44%		2	2	0
Total Votes Cast	9	100.00%		5	4	0
Overvotes	0			0	0	0
Undervotes	1			1	0	0
Contest Totals	10			6	4	0

Proposition C City of Carrollton
 Vote For 1

	TOTAL	VOTE %		Election Day	Early Voting	Ballot By Mail
For	6	66.67%		3	3	0
Against	3	33.33%		2	1	0
Total Votes Cast	9	100.00%		5	4	0
Overvotes	0			0	0	0
Undervotes	1			1	0	0
Contest Totals	10			6	4	0

Summary Results Report
 City/School General and Special Elections
 May 1st, 2021

Combined Accumulated Totals UNOFFICIAL
 RESULTS
 57 of 57 Vote Centers Reporting
 Collin County

Proposition D City of Carrollton
 Vote For 1

	TOTAL	VOTE %		Election Day	Early Voting	Ballot By Mail
For	5	55.56%		2	3	0
Against	4	44.44%		3	1	0
Total Votes Cast	9	100.00%		5	4	0
Overvotes	0			0	0	0
Undervotes	1			1	0	0
Contest Totals	10			6	4	0

Proposition E City of Carrollton
 Vote For 1

	TOTAL	VOTE %		Election Day	Early Voting	Ballot By Mail
For	7	77.78%		4	3	0
Against	2	22.22%		1	1	0
Total Votes Cast	9	100.00%		5	4	0
Overvotes	0			0	0	0
Undervotes	1			1	0	0
Contest Totals	10			6	4	0

Proposition F City of Carrollton
 Vote For 1

	TOTAL	VOTE %		Election Day	Early Voting	Ballot By Mail
For	8	88.89%		5	3	0
Against	1	11.11%		0	1	0
Total Votes Cast	9	100.00%		5	4	0
Overvotes	0			0	0	0
Undervotes	1			1	0	0
Contest Totals	10			6	4	0

Proposition G City of Carrollton
 Vote For 1

	TOTAL	VOTE %		Election Day	Early Voting	Ballot By Mail
For	7	77.78%		4	3	0
Against	2	22.22%		1	1	0
Total Votes Cast	9	100.00%		5	4	0
Overvotes	0			0	0	0
Undervotes	1			1	0	0
Contest Totals	10			6	4	0

Summary Results Report
 City/School General and Special Elections
 May 1st, 2021

Combined Accumulated Totals UNOFFICIAL
 RESULTS
 57 of 57 Vote Centers Reporting
 Collin County

Proposition H City of Carrollton
 Vote For 1

	TOTAL	VOTE %		Election Day	Early Voting	Ballot By Mail
For	7	77.78%		5	2	0
Against	2	22.22%		0	2	0
Total Votes Cast	9	100.00%		5	4	0
Overvotes	0			0	0	0
Undervotes	1			1	0	0
Contest Totals	10			6	4	0

Proposition I City of Carrollton
 Vote For 1

	TOTAL	VOTE %		Election Day	Early Voting	Ballot By Mail
For	6	66.67%		3	3	0
Against	3	33.33%		2	1	0
Total Votes Cast	9	100.00%		5	4	0
Overvotes	0			0	0	0
Undervotes	1			1	0	0
Contest Totals	10			6	4	0

Proposition J City of Carrollton
 Vote For 1

	TOTAL	VOTE %		Election Day	Early Voting	Ballot By Mail
For	8	88.89%		5	3	0
Against	1	11.11%		0	1	0
Total Votes Cast	9	100.00%		5	4	0
Overvotes	0			0	0	0
Undervotes	1			1	0	0
Contest Totals	10			6	4	0

Proposition K City of Carrollton
 Vote For 1

	TOTAL	VOTE %		Election Day	Early Voting	Ballot By Mail
For	9	100.00%		5	4	0
Against	0	0.00%		0	0	0
Total Votes Cast	9	100.00%		5	4	0
Overvotes	0			0	0	0
Undervotes	1			1	0	0
Contest Totals	10			6	4	0

Summary Results Report
 City/School General and Special Elections
 May 1st, 2021

Combined Accumulated Totals UNOFFICIAL
 RESULTS
 57 of 57 Vote Centers Reporting
 Collin County

Proposition L City of Carrollton
 Vote For 1

	TOTAL	VOTE %	Election Day	Early Voting	Ballot By Mail
For	6	66.67%	4	2	0
Against	3	33.33%	1	2	0
Total Votes Cast	9	100.00%	5	4	0
Overvotes	0		0	0	0
Undervotes	1		1	0	0
Contest Totals	10		6	4	0

Councilman, Place 2 Celina
 Vote For 1

	TOTAL	VOTE %	Election Day	Early Voting	Ballot By Mail
Jay Pierce	702	100.00%	236	463	3
Total Votes Cast	702	100.00%	236	463	3
Overvotes	0		0	0	0
Undervotes	331		115	216	0
Contest Totals	1,033		351	679	3

Councilman, Place 3 Celina
 Vote For 1

	TOTAL	VOTE %	Election Day	Early Voting	Ballot By Mail
Andy "Hop" Hopkins	607	62.77%	185	422	0
Lanford Rodgers	360	37.23%	145	212	3
Total Votes Cast	967	100.00%	330	634	3
Overvotes	0		0	0	0
Undervotes	66		21	45	0
Contest Totals	1,033		351	679	3

Member of Council, Place 12 Dallas
 Vote For 1

	TOTAL	VOTE %	Election Day	Early Voting	Ballot By Mail
Elva Curl	577	20.95%	229	282	66
Cara Mendelsohn	2,177	79.05%	676	1,105	396
Total Votes Cast	2,754	100.00%	905	1,387	462
Overvotes	0		0	0	0
Undervotes	101		43	39	19
Contest Totals	2,855		948	1,426	481

Summary Results Report
 City/School General and Special Elections
 May 1st, 2021

Combined Accumulated Totals UNOFFICIAL
 RESULTS
 57 of 57 Vote Centers Reporting
 Collin County

Proposition A City of Dallas

Vote For 1

	TOTAL	VOTE %	Election Day	Early Voting	Ballot By Mail
For	640	23.59%	239	322	79
Against	2,073	76.41%	666	1,038	369
Total Votes Cast	2,713	100.00%	905	1,360	448
Overvotes	0		0	0	0
Undervotes	142		43	66	33
Contest Totals	2,855		948	1,426	481

Proposition B City of Dallas

Vote For 1

	TOTAL	VOTE %	Election Day	Early Voting	Ballot By Mail
For	612	22.45%	235	306	71
Against	2,114	77.55%	675	1,058	381
Total Votes Cast	2,726	100.00%	910	1,364	452
Overvotes	0		0	0	0
Undervotes	129		38	62	29
Contest Totals	2,855		948	1,426	481

Town Council, Mayor Fairview

Vote For 1

	TOTAL	VOTE %	Election Day	Early Voting	Ballot By Mail
Cynthia Brugge	483	30.67%	259	223	1
Henry Lessner	1,092	69.33%	379	700	13
Total Votes Cast	1,575	100.00%	638	923	14
Overvotes	0		0	0	0
Undervotes	22		6	16	0
Contest Totals	1,597		644	939	14

Town Council, Seat One Fairview

Vote For 1

	TOTAL	VOTE %	Election Day	Early Voting	Ballot By Mail
Rich Connelly	1,049	100.00%	398	641	10
Total Votes Cast	1,049	100.00%	398	641	10
Overvotes	0		0	0	0
Undervotes	548		246	298	4
Contest Totals	1,597		644	939	14

Summary Results Report
 City/School General and Special Elections
 May 1st, 2021

Combined Accumulated Totals UNOFFICIAL
 RESULTS
 57 of 57 Vote Centers Reporting
 Collin County

Town Council, Seat Three Fairview

Vote For 1

	TOTAL	VOTE %	Election Day	Early Voting	Ballot By Mail
Jeannette Grazioli	441	29.60%	220	215	6
Ricardo Doi	1,049	70.40%	375	668	6
Total Votes Cast	1,490	100.00%	595	883	12
Overvotes	0		0	0	0
Undervotes	107		49	56	2
Contest Totals	1,597		644	939	14

Town Council, Seat Five Fairview

Vote For 1

	TOTAL	VOTE %	Election Day	Early Voting	Ballot By Mail
Ken Logsdon	1,100	100.00%	416	675	9
Total Votes Cast	1,100	100.00%	416	675	9
Overvotes	0		0	0	0
Undervotes	497		228	264	5
Contest Totals	1,597		644	939	14

Councilmember, Place 1 Farmersville

Vote For 1

	TOTAL	VOTE %	Election Day	Early Voting	Ballot By Mail
John W. Klostermann	88	22.98%	36	52	0
Craig Overstreet	295	77.02%	80	212	3
Total Votes Cast	383	100.00%	116	264	3
Overvotes	0		0	0	0
Undervotes	52		23	29	0
Contest Totals	435		139	293	3

Councilmember, Place 3 Farmersville

Vote For 1

	TOTAL	VOTE %	Election Day	Early Voting	Ballot By Mail
Ted Wagner	260	100.00%	80	177	3
Total Votes Cast	260	100.00%	80	177	3
Overvotes	0		0	0	0
Undervotes	175		59	116	0
Contest Totals	435		139	293	3

Councilmember, Place 5 Farmersville

Vote For 1

	TOTAL	VOTE %	Election Day	Early Voting	Ballot By Mail
Lance Hudson	259	100.00%	81	175	3
Total Votes Cast	259	100.00%	81	175	3
Overvotes	0		0	0	0
Undervotes	176		58	118	0
Contest Totals	435		139	293	3

Summary Results Report
 City/School General and Special Elections
 May 1st, 2021

Combined Accumulated Totals UNOFFICIAL
 RESULTS
 57 of 57 Vote Centers Reporting
 Collin County

City Council, Place 1 Frisco

Vote For 1

	TOTAL	VOTE %		Election Day	Early Voting	Ballot By Mail
John Keating	3,354	72.96%		1,401	1,910	43
JP Schade	1,243	27.04%		496	716	31
Total Votes Cast	4,597	100.00%		1,897	2,626	74
Overvotes	0			0	0	0
Undervotes	503			188	310	5
Contest Totals	5,100			2,085	2,936	79

City Council, Place 3 Frisco

Vote For 1

	TOTAL	VOTE %		Election Day	Early Voting	Ballot By Mail
Sai Krishna	669	13.40%		312	348	9
Angelia Pelham	1,515	30.34%		578	921	16
Jennifer White	1,596	31.96%		687	897	12
Karen Cunningham	1,213	24.29%		473	699	41
Total Votes Cast	4,993	100.00%		2,050	2,865	78
Overvotes	0			0	0	0
Undervotes	107			35	71	1
Contest Totals	5,100			2,085	2,936	79

Mayor Garland

Vote For 1

	TOTAL	VOTE %		Election Day	Early Voting	Ballot By Mail
Scott LeMay	12	63.16%		5	7	0
Roel G. Garcia, Sr.	7	36.84%		7	0	0
Total Votes Cast	19	100.00%		12	7	0
Overvotes	0			0	0	0
Undervotes	1			1	0	0
Contest Totals	20			13	7	0

Council Member, District No. 1 Garland

Vote For 1

	TOTAL	VOTE %		Election Day	Early Voting	Ballot By Mail
John Grimley	1	5.88%		1	0	0
Angie Whitney	7	41.18%		6	1	0
Jeff Bass	9	52.94%		3	6	0
Total Votes Cast	17	100.00%		10	7	0
Overvotes	0			0	0	0
Undervotes	3			3	0	0
Contest Totals	20			13	7	0

Summary Results Report
 City/School General and Special Elections
 May 1st, 2021

Combined Accumulated Totals UNOFFICIAL
 RESULTS
 57 of 57 Vote Centers Reporting
 Collin County

Proposition A City of Lavon
 Vote For 1

	TOTAL	VOTE %	Election Day	Early Voting	Ballot By Mail
For	192	86.88%	108	84	0
Against	29	13.12%	13	16	0
Total Votes Cast	221	100.00%	121	100	0
Overvotes	0		0	0	0
Undervotes	11		6	5	0
Contest Totals	232		127	105	0

Mayor Lucas
 Vote For 1

	TOTAL	VOTE %	Election Day	Early Voting	Ballot By Mail
Leslie Wizner	82	11.87%	42	39	1
Jim Olk	609	88.13%	263	346	0
Total Votes Cast	691	100.00%	305	385	1
Overvotes	0		0	0	0
Undervotes	28		14	14	0
Contest Totals	719		319	399	1

Councilmember, Seat 3 Lucas
 Vote For 1

	TOTAL	VOTE %	Election Day	Early Voting	Ballot By Mail
David Keer	595	86.86%	263	331	1
Evelyn Molina	90	13.14%	43	47	0
Total Votes Cast	685	100.00%	306	378	1
Overvotes	0		0	0	0
Undervotes	34		13	21	0
Contest Totals	719		319	399	1

Councilmember, Seat 4 Lucas
 Vote For 1

	TOTAL	VOTE %	Election Day	Early Voting	Ballot By Mail
Philip (Phil) Lawrence	577	100.00%	256	321	0
Total Votes Cast	577	100.00%	256	321	0
Overvotes	0		0	0	0
Undervotes	142		63	78	1
Contest Totals	719		319	399	1

Summary Results Report
 City/School General and Special Elections
 May 1st, 2021

Combined Accumulated Totals UNOFFICIAL
 RESULTS
 57 of 57 Vote Centers Reporting
 Collin County

Proposition A City of Lucas

Vote For 1

	TOTAL	VOTE %	Election Day	Early Voting	Ballot By Mail
For	572	84.87%	253	318	1
Against	102	15.13%	43	59	0
Total Votes Cast	674	100.00%	296	377	1
Overvotes	0		0	0	0
Undervotes	45		23	22	0
Contest Totals	719		319	399	1

Proposition B City of Lucas

Vote For 1

	TOTAL	VOTE %	Election Day	Early Voting	Ballot By Mail
For	635	92.70%	286	348	1
Against	50	7.30%	17	33	0
Total Votes Cast	685	100.00%	303	381	1
Overvotes	0		0	0	0
Undervotes	34		16	18	0
Contest Totals	719		319	399	1

Proposition C City of Lucas

Vote For 1

	TOTAL	VOTE %	Election Day	Early Voting	Ballot By Mail
For	565	85.35%	245	319	1
Against	97	14.65%	47	50	0
Total Votes Cast	662	100.00%	292	369	1
Overvotes	0		0	0	0
Undervotes	57		27	30	0
Contest Totals	719		319	399	1

Proposition D City of Lucas

Vote For 1

	TOTAL	VOTE %	Election Day	Early Voting	Ballot By Mail
For	643	93.73%	280	362	1
Against	43	6.27%	22	21	0
Total Votes Cast	686	100.00%	302	383	1
Overvotes	0		0	0	0
Undervotes	33		17	16	0
Contest Totals	719		319	399	1

Summary Results Report
 City/School General and Special Elections
 May 1st, 2021

Combined Accumulated Totals UNOFFICIAL
 RESULTS
 57 of 57 Vote Centers Reporting
 Collin County

Proposition E City of Lucas

Vote For 1

	TOTAL	VOTE %		Election Day	Early Voting	Ballot By Mail
For	517	79.78%		228	288	1
Against	131	20.22%		54	77	0
Total Votes Cast	648	100.00%		282	365	1
Overvotes	0			0	0	0
Undervotes	71			37	34	0
Contest Totals	719			319	399	1

Proposition F City of Lucas

Vote For 1

	TOTAL	VOTE %		Election Day	Early Voting	Ballot By Mail
For	291	44.56%		120	170	1
Against	362	55.44%		169	193	0
Total Votes Cast	653	100.00%		289	363	1
Overvotes	0			0	0	0
Undervotes	66			30	36	0
Contest Totals	719			319	399	1

Proposition G City of Lucas

Vote For 1

	TOTAL	VOTE %		Election Day	Early Voting	Ballot By Mail
For	513	79.41%		219	293	1
Against	133	20.59%		61	72	0
Total Votes Cast	646	100.00%		280	365	1
Overvotes	0			0	0	0
Undervotes	73			39	34	0
Contest Totals	719			319	399	1

Proposition H City of Lucas

Vote For 1

	TOTAL	VOTE %		Election Day	Early Voting	Ballot By Mail
For	512	79.38%		218	293	1
Against	133	20.62%		63	70	0
Total Votes Cast	645	100.00%		281	363	1
Overvotes	0			0	0	0
Undervotes	74			38	36	0
Contest Totals	719			319	399	1

Summary Results Report
 City/School General and Special Elections
 May 1st, 2021

Combined Accumulated Totals UNOFFICIAL
 RESULTS
 57 of 57 Vote Centers Reporting
 Collin County

Proposition I City of Lucas

Vote For 1

	TOTAL	VOTE %		Election Day	Early Voting	Ballot By Mail
For	512	79.50%		220	291	1
Against	132	20.50%		61	71	0
Total Votes Cast	644	100.00%		281	362	1
Overvotes	0			0	0	0
Undervotes	75			38	37	0
Contest Totals	719			319	399	1

Proposition J City of Lucas

Vote For 1

	TOTAL	VOTE %		Election Day	Early Voting	Ballot By Mail
For	509	78.79%		218	290	1
Against	137	21.21%		64	73	0
Total Votes Cast	646	100.00%		282	363	1
Overvotes	0			0	0	0
Undervotes	73			37	36	0
Contest Totals	719			319	399	1

Proposition K City of Lucas

Vote For 1

	TOTAL	VOTE %		Election Day	Early Voting	Ballot By Mail
For	503	78.84%		216	286	1
Against	135	21.16%		62	73	0
Total Votes Cast	638	100.00%		278	359	1
Overvotes	0			0	0	0
Undervotes	81			41	40	0
Contest Totals	719			319	399	1

Proposition L City of Lucas

Vote For 1

	TOTAL	VOTE %		Election Day	Early Voting	Ballot By Mail
For	494	77.92%		215	278	1
Against	140	22.08%		62	78	0
Total Votes Cast	634	100.00%		277	356	1
Overvotes	0			0	0	0
Undervotes	85			42	43	0
Contest Totals	719			319	399	1

Summary Results Report
 City/School General and Special Elections
 May 1st, 2021

Combined Accumulated Totals UNOFFICIAL
 RESULTS
 57 of 57 Vote Centers Reporting
 Collin County

Proposition M City of Lucas
 Vote For 1

	TOTAL	VOTE %		Election Day	Early Voting	Ballot By Mail
For	508	79.62%		218	289	1
Against	130	20.38%		59	71	0
Total Votes Cast	638	100.00%		277	360	1
Overvotes	0			0	0	0
Undervotes	81			42	39	0
Contest Totals	719			319	399	1

Proposition N City of Lucas
 Vote For 1

	TOTAL	VOTE %		Election Day	Early Voting	Ballot By Mail
For	537	84.43%		237	299	1
Against	99	15.57%		42	57	0
Total Votes Cast	636	100.00%		279	356	1
Overvotes	0			0	0	0
Undervotes	83			40	43	0
Contest Totals	719			319	399	1

Proposition O City of Lucas
 Vote For 1

	TOTAL	VOTE %		Election Day	Early Voting	Ballot By Mail
For	552	85.85%		241	310	1
Against	91	14.15%		42	49	0
Total Votes Cast	643	100.00%		283	359	1
Overvotes	0			0	0	0
Undervotes	76			36	40	0
Contest Totals	719			319	399	1

Proposition P City of Lucas
 Vote For 1

	TOTAL	VOTE %		Election Day	Early Voting	Ballot By Mail
For	279	44.71%		111	167	1
Against	345	55.29%		161	184	0
Total Votes Cast	624	100.00%		272	351	1
Overvotes	0			0	0	0
Undervotes	95			47	48	0
Contest Totals	719			319	399	1

Summary Results Report
 City/School General and Special Elections
 May 1st, 2021

Combined Accumulated Totals UNOFFICIAL
 RESULTS
 57 of 57 Vote Centers Reporting
 Collin County

Proposition Q City of Lucas
 Vote For 1

	TOTAL	VOTE %	Election Day	Early Voting	Ballot By Mail
For	550	85.67%	235	314	1
Against	92	14.33%	44	48	0
Total Votes Cast	642	100.00%	279	362	1
Overvotes	0		0	0	0
Undervotes	77		40	37	0
Contest Totals	719		319	399	1

Proposition R City of Lucas
 Vote For 1

	TOTAL	VOTE %	Election Day	Early Voting	Ballot By Mail
For	539	85.56%	236	302	1
Against	91	14.44%	37	54	0
Total Votes Cast	630	100.00%	273	356	1
Overvotes	0		0	0	0
Undervotes	89		46	43	0
Contest Totals	719		319	399	1

Mayor McKinney
 Vote For 1

	TOTAL	VOTE %	Election Day	Early Voting	Ballot By Mail
Jimmy R. Stewart	461	2.04%	162	281	18
George Fuller	15,238	67.41%	3,432	11,492	314
Tom Meredith	6,905	30.55%	2,197	4,660	48
Total Votes Cast	22,604	100.00%	5,791	16,433	380
Overvotes	0		0	0	0
Undervotes	352		91	258	3
Contest Totals	22,956		5,882	16,691	383

Council Member, District No. 1 McKinney District 1
 Vote For 1




	TOTAL	VOTE %	Election Day	Early Voting	Ballot By Mail
Cris Treviño	510	19.21%	133	367	10
Johnny Moore	204	7.68%	63	138	3
Stan Penn	858	32.32%	281	566	11
Justin Beller	1,083	40.79%	243	812	28
Total Votes Cast	2,655	100.00%	720	1,883	52
Overvotes	0		0	0	0
Undervotes	349		94	247	8
Contest Totals	3,004		814	2,130	60

Summary Results Report
 City/School General and Special Elections
 May 1st, 2021

Combined Accumulated Totals UNOFFICIAL
 RESULTS
 57 of 57 Vote Centers Reporting
 Collin County




Council Member, District No. 3 McKinney District 3

Vote For 1

	TOTAL	VOTE %		Election Day	Early Voting	Ballot By Mail
Vicente Torres	2,691	48.23%		809	1,858	24
Gere' Feltus	2,888	51.77%		597	2,205	86
Total Votes Cast	5,579	100.00%		1,406	4,063	110
Overvotes	0			0	0	0
Undervotes	969			257	704	8
Contest Totals	6,548			1,663	4,767	118



City Council At Large McKinney

Vote For 1

	TOTAL	VOTE %		Election Day	Early Voting	Ballot By Mail
Brian J. Magnuson	7,588	39.95%		2,265	5,249	74
Charlie Philips	11,408	60.05%		2,522	8,610	276
Total Votes Cast	18,996	100.00%		4,787	13,859	350
Overvotes	1			0	0	1
Undervotes	3,959			1,095	2,832	32
Contest Totals	22,956			5,882	16,691	383




Mayor Nevada

Vote For 1

	TOTAL	VOTE %		Election Day	Early Voting	Ballot By Mail
Benito Ponce	166	100.00%		63	103	0
Total Votes Cast	166	100.00%		63	103	0
Overvotes	0			0	0	0
Undervotes	54			23	31	0
Contest Totals	220			86	134	0

Councilmember, Place 1 Nevada

Vote For 1

	TOTAL	VOTE %		Election Day	Early Voting	Ballot By Mail
Joe Cleveland	91	44.83%		38	53	0
Mike Laye	112	55.17%		40	72	0
Total Votes Cast	203	100.00%		78	125	0
Overvotes	0			0	0	0
Undervotes	17			8	9	0
Contest Totals	220			86	134	0

Summary Results Report
 City/School General and Special Elections
 May 1st, 2021

Combined Accumulated Totals UNOFFICIAL
 RESULTS
 57 of 57 Vote Centers Reporting
 Collin County

Councilmember, Place 3 Nevada

Vote For 1

	TOTAL	VOTE %		Election Day	Early Voting	Ballot By Mail
Kerrie Longoria	112	52.58%		40	72	0
Paul Breitzman	101	47.42%		43	58	0
Total Votes Cast	213	100.00%		83	130	0
Overvotes	0			0	0	0
Undervotes	7			3	4	0
Contest Totals	220			86	134	0

Councilmember, Place 4 Nevada

Vote For 1

	TOTAL	VOTE %		Election Day	Early Voting	Ballot By Mail
Karl Fisher	148	100.00%		56	92	0
Total Votes Cast	148	100.00%		56	92	0
Overvotes	0			0	0	0
Undervotes	72			30	42	0
Contest Totals	220			86	134	0

Councilmember, Place 5 Nevada

Vote For 1

	TOTAL	VOTE %		Election Day	Early Voting	Ballot By Mail
Gary Killian	123	66.49%		50	73	0
Elisabeth Garlington D.C.	62	33.51%		19	43	0
Total Votes Cast	185	100.00%		69	116	0
Overvotes	0			0	0	0
Undervotes	35			17	18	0
Contest Totals	220			86	134	0

Local Option Election Proposition A Town of New Hope

Vote For 1

	TOTAL	VOTE %		Election Day	Early Voting	Ballot By Mail
For	104	69.80%		18	86	0
Against	45	30.20%		8	36	1
Total Votes Cast	149	100.00%		26	122	1
Overvotes	0			0	0	0
Undervotes	7			0	7	0
Contest Totals	156			26	129	1

Summary Results Report
 City/School General and Special Elections
 May 1st, 2021

Combined Accumulated Totals UNOFFICIAL
 RESULTS
 57 of 57 Vote Centers Reporting
 Collin County

Councilmember-At-Large Parker

Vote For 3

	TOTAL	VOTE %	Election Day	Early Voting	Ballot By Mail
Cindy Meyer	411	23.98%	169	240	2
Diana M. Abraham	497	29.00%	202	291	4
Jim Reed	475	27.71%	191	281	3
Ed Standridge	331	19.31%	131	200	0
Total Votes Cast	1,714	100.00%	693	1,012	9
Overvotes	0		0	0	0
Undervotes	545		222	314	9
Contest Totals	2,259		915	1,326	18

Councilmember, Place No.2 Plano

Vote For 1

	TOTAL	VOTE %	Election Day	Early Voting	Ballot By Mail
Anthony Ricciardelli	16,950	52.52%	5,494	10,864	592
Steve Lavine	15,321	47.48%	4,909	9,830	582
Total Votes Cast	32,271	100.00%	10,403	20,694	1,174
Overvotes	0		0	0	0
Undervotes	2,231		719	1,430	82
Contest Totals	34,502		11,122	22,124	1,256

Councilmember, Place No.4 Plano

Vote For 1

	TOTAL	VOTE %	Election Day	Early Voting	Ballot By Mail
Vidal Quintanilla	1,513	4.78%	544	871	98
Justin Adcock	13,385	42.29%	4,164	8,830	391
Kayci Prince	12,226	38.63%	3,736	7,915	575
Nassat Parveen	4,526	14.30%	1,731	2,711	84
Total Votes Cast	31,650	100.00%	10,175	20,327	1,148
Overvotes	2		0	0	2
Undervotes	2,850		947	1,797	106
Contest Totals	34,502		11,122	22,124	1,256

Councilmember, Place No.6 (Mayor)

Vote For 1

	TOTAL	VOTE %	Election Day	Early Voting	Ballot By Mail
Lydia Ortega	1,345	3.94%	520	775	50
Lily Bao	14,687	43.07%	4,566	9,698	423
John Muns	18,071	52.99%	5,895	11,405	771
Total Votes Cast	34,103	100.00%	10,981	21,878	1,244
Overvotes	2		0	0	2
Undervotes	397		141	246	10
Contest Totals	34,502		11,122	22,124	1,256

Summary Results Report
 City/School General and Special Elections
 May 1st, 2021

Combined Accumulated Totals UNOFFICIAL
 RESULTS
 57 of 57 Vote Centers Reporting
 Collin County

Councilmember, Place No.8 Plano

Vote For 1

	TOTAL	VOTE %		Election Day	Early Voting	Ballot By Mail
Elisa Klein	14,905	47.36%		4,857	9,485	563
Rick Smith	16,567	52.64%		5,259	10,735	573
Total Votes Cast	31,472	100.00%		10,116	20,220	1,136
Overvotes	0			0	0	0
Undervotes	3,030			1,006	1,904	120
Contest Totals	34,502			11,122	22,124	1,256

Councilmember, Place No.7 Plano

Vote For 1

	TOTAL	VOTE %		Election Day	Early Voting	Ballot By Mail
David M. Smith	4,512	14.34%		1,593	2,711	208
Julie Holmer	10,716	34.06%		3,262	7,017	437
Sandeep Srivastava	3,662	11.64%		1,095	2,478	89
Chris Robertson	10,184	32.37%		3,326	6,571	287
Bill Lisle III	2,387	7.59%		860	1,432	95
Total Votes Cast	31,461	100.00%		10,136	20,209	1,116
Overvotes	3			0	0	3
Undervotes	3,038			986	1,915	137
Contest Totals	34,502			11,122	22,124	1,256

Proposition A City of Plano

Vote For 1

	TOTAL	VOTE %		Election Day	Early Voting	Ballot By Mail
For	24,985	76.45%		7,890	16,100	995
Against	7,697	23.55%		2,631	4,852	214
Total Votes Cast	32,682	100.00%		10,521	20,952	1,209
Overvotes	0			0	0	0
Undervotes	1,820			601	1,172	47
Contest Totals	34,502			11,122	22,124	1,256

Proposition B City of Plano

Vote For 1

	TOTAL	VOTE %		Election Day	Early Voting	Ballot By Mail
For	22,958	70.40%		7,464	14,648	846
Against	9,652	29.60%		3,033	6,268	351
Total Votes Cast	32,610	100.00%		10,497	20,916	1,197
Overvotes	0			0	0	0
Undervotes	1,892			625	1,208	59
Contest Totals	34,502			11,122	22,124	1,256

Summary Results Report
 City/School General and Special Elections
 May 1st, 2021

Combined Accumulated Totals UNOFFICIAL
 RESULTS
 57 of 57 Vote Centers Reporting
 Collin County

Proposition C City of Plano

Vote For 1

	TOTAL	VOTE %		Election Day	Early Voting	Ballot By Mail
For	17,742	55.22%		5,611	11,448	683
Against	14,386	44.78%		4,711	9,179	496
Total Votes Cast	32,128	100.00%		10,322	20,627	1,179
Overvotes	2			0	0	2
Undervotes	2,372			800	1,497	75
Contest Totals	34,502			11,122	22,124	1,256

Proposition D City of Plano

Vote For 1

	TOTAL	VOTE %		Election Day	Early Voting	Ballot By Mail
For	23,129	72.03%		7,318	14,869	942
Against	8,983	27.97%		2,986	5,748	249
Total Votes Cast	32,112	100.00%		10,304	20,617	1,191
Overvotes	1			0	0	1
Undervotes	2,389			818	1,507	64
Contest Totals	34,502			11,122	22,124	1,256

Proposition E City of Plano

Vote For 1

	TOTAL	VOTE %		Election Day	Early Voting	Ballot By Mail
For	19,327	60.71%		6,111	12,457	759
Against	12,510	39.29%		4,107	7,979	424
Total Votes Cast	31,837	100.00%		10,218	20,436	1,183
Overvotes	0			0	0	0
Undervotes	2,665			904	1,688	73
Contest Totals	34,502			11,122	22,124	1,256

Proposition F City of Plano

Vote For 1

	TOTAL	VOTE %		Election Day	Early Voting	Ballot By Mail
For	23,245	72.27%		7,439	14,900	906
Against	8,920	27.73%		2,888	5,737	295
Total Votes Cast	32,165	100.00%		10,327	20,637	1,201
Overvotes	0			0	0	0
Undervotes	2,337			795	1,487	55
Contest Totals	34,502			11,122	22,124	1,256

Summary Results Report
 City/School General and Special Elections
 May 1st, 2021

Combined Accumulated Totals UNOFFICIAL
 RESULTS
 57 of 57 Vote Centers Reporting
 Collin County

Town Council, Place 2 Prosper

Vote For 1

	TOTAL	VOTE %	Election Day	Early Voting	Ballot By Mail
Craig Andres	1,441	100.00%	487	948	6
Total Votes Cast	1,441	100.00%	487	948	6
Overvotes	0		0	0	0
Undervotes	673		248	423	2
Contest Totals	2,114		735	1,371	8

Town Council, Place 6 Prosper

Vote For 1

	TOTAL	VOTE %	Election Day	Early Voting	Ballot By Mail
Christopher Wardlaw	393	19.70%	129	262	2
Charles Cotten	1,602	80.30%	562	1,035	5
Total Votes Cast	1,995	100.00%	691	1,297	7
Overvotes	0		0	0	0
Undervotes	119		44	74	1
Contest Totals	2,114		735	1,371	8

Mayor - Council Member, Place 7 Richardson

Vote For 1

	TOTAL	VOTE %	Election Day	Early Voting	Ballot By Mail
Paul Voelker	1,503	100.00%	667	798	38
Total Votes Cast	1,503	100.00%	667	798	38
Overvotes	0		0	0	0
Undervotes	562		291	264	7
Contest Totals	2,065		958	1,062	45

Council Member, Place 1 Richardson

Vote For 1

	TOTAL	VOTE %	Election Day	Early Voting	Ballot By Mail
Bob Dubey	1,293	100.00%	571	685	37
Total Votes Cast	1,293	100.00%	571	685	37
Overvotes	0		0	0	0
Undervotes	772		387	377	8
Contest Totals	2,065		958	1,062	45

Council Member, Place 2 Richardson

Vote For 1

	TOTAL	VOTE %	Election Day	Early Voting	Ballot By Mail
Jennifer Justice	1,356	100.00%	603	717	36
Total Votes Cast	1,356	100.00%	603	717	36
Overvotes	0		0	0	0
Undervotes	709		355	345	9
Contest Totals	2,065		958	1,062	45

Summary Results Report
 City/School General and Special Elections
 May 1st, 2021

Combined Accumulated Totals UNOFFICIAL
 RESULTS
 57 of 57 Vote Centers Reporting
 Collin County

Council Member, Place 3 Richardson

Vote For 1

	TOTAL	VOTE %	Election Day	Early Voting	Ballot By Mail
Janet DePuy	1,341	100.00%	595	710	36
Total Votes Cast	1,341	100.00%	595	710	36
Overvotes	0		0	0	0
Undervotes	724		363	352	9
Contest Totals	2,065		958	1,062	45

Council Member, Place 4 Richardson

Vote For 1

	TOTAL	VOTE %	Election Day	Early Voting	Ballot By Mail
Kyle Kepner	969	51.05%	458	484	27
Joe Corcoran	929	48.95%	422	489	18
Total Votes Cast	1,898	100.00%	880	973	45
Overvotes	0		0	0	0
Undervotes	167		78	89	0
Contest Totals	2,065		958	1,062	45

Council Member, Place 5 Richardson

Vote For 1

	TOTAL	VOTE %	Election Day	Early Voting	Ballot By Mail
Ken Hutchenrider	1,308	100.00%	578	695	35
Total Votes Cast	1,308	100.00%	578	695	35
Overvotes	0		0	0	0
Undervotes	757		380	367	10
Contest Totals	2,065		958	1,062	45

Council Member, Place 6 Richardson

Vote For 1

	TOTAL	VOTE %	Election Day	Early Voting	Ballot By Mail
Daniel Burdette	445	23.14%	197	239	9
Marilyn Frederick	684	35.57%	329	340	15
Arefin Shamsul	794	41.29%	362	411	21
Total Votes Cast	1,923	100.00%	888	990	45
Overvotes	0		0	0	0
Undervotes	142		70	72	0
Contest Totals	2,065		958	1,062	45

Summary Results Report
 City/School General and Special Elections
 May 1st, 2021

Combined Accumulated Totals UNOFFICIAL
 RESULTS
 57 of 57 Vote Centers Reporting
 Collin County

Councilmember, Place No. 1 Sachse

Vote For 1

	TOTAL	VOTE %		Election Day	Early Voting	Ballot By Mail
Brett Franks	150	71.43%		57	93	0
Akinsuroju Raymond Taiwo	60	28.57%		38	21	1
Total Votes Cast	210	100.00%		95	114	1
Overvotes	0			0	0	0
Undervotes	16			9	7	0
Contest Totals	226			104	121	1

Councilmember, Place No. 2 Sachse

Vote For 1

	TOTAL	VOTE %		Election Day	Early Voting	Ballot By Mail
Michelle Howarth	151	100.00%		72	79	0
Total Votes Cast	151	100.00%		72	79	0
Overvotes	0			0	0	0
Undervotes	75			32	42	1
Contest Totals	226			104	121	1

Proposition A City of Sachse

Vote For 1

	TOTAL	VOTE %		Election Day	Early Voting	Ballot By Mail
For	148	66.37%		59	89	0
Against	75	33.63%		44	30	1
Total Votes Cast	223	100.00%		103	119	1
Overvotes	0			0	0	0
Undervotes	3			1	2	0
Contest Totals	226			104	121	1

Councilmember, Place 2 Wylie

Vote For 1

	TOTAL	VOTE %		Election Day	Early Voting	Ballot By Mail
Dave Strang	1,480	100.00%		528	943	9
Total Votes Cast	1,480	100.00%		528	943	9
Overvotes	0			0	0	0
Undervotes	1,288			508	770	10
Contest Totals	2,768			1,036	1,713	19

Summary Results Report
 City/School General and Special Elections
 May 1st, 2021

Combined Accumulated Totals UNOFFICIAL
 RESULTS
 57 of 57 Vote Centers Reporting
 Collin County

Councilmember, Place 4 Wylie
 Vote For 1

	TOTAL	VOTE %	Election Day	Early Voting	Ballot By Mail
Scott Williams	1,395	50.67%	474	916	5
Raymond Perry	298	10.82%	134	160	4
Mary Harris	1,060	38.50%	420	630	10
Total Votes Cast	2,753	100.00%	1,028	1,706	19
Overvotes	0		0	0	0
Undervotes	15		8	7	0
Contest Totals	2,768		1,036	1,713	19

School District Board of Trustees, Place 1 Allen
 Vote For 1

	TOTAL	VOTE %	Election Day	Early Voting	Ballot By Mail
Jorge J. Torres	2,043	22.81%	757	1,209	77
Sarah Mitchell	6,915	77.19%	2,118	4,594	203
Total Votes Cast	8,958	100.00%	2,875	5,803	280
Overvotes	0		0	0	0
Undervotes	1,406		533	844	29
Contest Totals	10,364		3,408	6,647	309

School District Board of Trustees, Place 2 Allen
 Vote For 1

	TOTAL	VOTE %	Election Day	Early Voting	Ballot By Mail
David W. Noll	5,903	68.66%	1,787	3,975	141
Stacey Greer	2,694	31.34%	946	1,620	128
Total Votes Cast	8,597	100.00%	2,733	5,595	269
Overvotes	0		0	0	0
Undervotes	1,767		675	1,052	40
Contest Totals	10,364		3,408	6,647	309

School District Board of Trustees, Place 3 Allen
 Vote For 1

	TOTAL	VOTE %	Election Day	Early Voting	Ballot By Mail
Kevin Cameron	6,975	80.39%	2,098	4,679	198
Deepak Kaithakkapuzha	1,701	19.61%	667	963	71
Total Votes Cast	8,676	100.00%	2,765	5,642	269
Overvotes	0		0	0	0
Undervotes	1,688		643	1,005	40
Contest Totals	10,364		3,408	6,647	309

Summary Results Report
 City/School General and Special Elections
 May 1st, 2021

Combined Accumulated Totals UNOFFICIAL
 RESULTS
 57 of 57 Vote Centers Reporting
 Collin County

Proposition A Allen ISD

Vote For 1

	TOTAL	VOTE %	Election Day	Early Voting	Ballot By Mail
For	8,876	88.32%	2,881	5,777	218
Against	1,174	11.68%	418	683	73
Total Votes Cast	10,050	100.00%	3,299	6,460	291
Overvotes	0		0	0	0
Undervotes	314		109	187	18
Contest Totals	10,364		3,408	6,647	309

Trustee, Place 2 Anna

Vote For 1

	TOTAL	VOTE %	Election Day	Early Voting	Ballot By Mail
Jason Adams	736	58.37%	258	477	1
Jourdan Henley	107	8.49%	38	69	0
Diane Hopewell	418	33.15%	147	271	0
Total Votes Cast	1,261	100.00%	443	817	1
Overvotes	0		0	0	0
Undervotes	239		105	130	4
Contest Totals	1,500		548	947	5

Trustee, Place 6 Anna

Vote For 1

	TOTAL	VOTE %	Election Day	Early Voting	Ballot By Mail
Paul "Monty" Renfro	875	100.00%	310	564	1
Total Votes Cast	875	100.00%	310	564	1
Overvotes	0		0	0	0
Undervotes	625		238	383	4
Contest Totals	1,500		548	947	5

Trustee, Place 5 Celina

Vote For 1

	TOTAL	VOTE %	Election Day	Early Voting	Ballot By Mail
Tracey Balsamo	634	100.00%	205	426	3
Total Votes Cast	634	100.00%	205	426	3
Overvotes	0		0	0	0
Undervotes	214		74	140	0
Contest Totals	848		279	566	3

Trustee, Place 6 Celina

Vote For 1

	TOTAL	VOTE %	Election Day	Early Voting	Ballot By Mail
Kelly Juergens	608	100.00%	193	412	3
Total Votes Cast	608	100.00%	193	412	3
Overvotes	0		0	0	0
Undervotes	240		86	154	0
Contest Totals	848		279	566	3

Summary Results Report
 City/School General and Special Elections
 May 1st, 2021

Combined Accumulated Totals UNOFFICIAL
 RESULTS
 57 of 57 Vote Centers Reporting
 Collin County

Trustee, Place 7 Celina
 Vote For 1

	TOTAL	VOTE %	Election Day	Early Voting	Ballot By Mail
Vicky Hogue	189	25.64%	63	124	2
Todd Snyder	548	74.36%	173	374	1
Total Votes Cast	737	100.00%	236	498	3
Overvotes	0		0	0	0
Undervotes	111		43	68	0
Contest Totals	848		279	566	3

Trustee, Place 1 Community
 Vote For 1

	TOTAL	VOTE %	Election Day	Early Voting	Ballot By Mail
Jeff Pendill	514	100.00%	242	271	1
Total Votes Cast	514	100.00%	242	271	1
Overvotes	0		0	0	0
Undervotes	242		109	132	1
Contest Totals	756		351	403	2

Trustee, Place 2 Community
 Vote For 1

	TOTAL	VOTE %	Election Day	Early Voting	Ballot By Mail
Alicia Young	532	100.00%	248	283	1
Total Votes Cast	532	100.00%	248	283	1
Overvotes	0		0	0	0
Undervotes	224		103	120	1
Contest Totals	756		351	403	2

Trustee, Place 3 Community
 Vote For 1




	TOTAL	VOTE %	Election Day	Early Voting	Ballot By Mail
Erin Wilson	140	20.71%	75	64	1
Jose Robles	153	22.63%	63	89	1
Josh Allred	81	11.98%	40	41	0
Staci Schroeder	302	44.67%	137	165	0
Total Votes Cast	676	100.00%	315	359	2
Overvotes	0		0	0	0
Undervotes	80		36	44	0
Contest Totals	756		351	403	2

Summary Results Report
 City/School General and Special Elections
 May 1st, 2021

Combined Accumulated Totals UNOFFICIAL
 RESULTS
 57 of 57 Vote Centers Reporting
 Collin County




District School Board Trustee Position 1 Farmersville

Vote For 1

	TOTAL	VOTE %		Election Day	Early Voting	Ballot By Mail
Daniel Huff	331	37.44%		130	201	0
Paul Kelly (PK)	553	62.56%		151	399	3
Total Votes Cast	884	100.00%		281	600	3
Overvotes	0			0	0	0
Undervotes	199			86	113	0
Contest Totals	1,083			367	713	3



District School Board Trustee Position 2 Farmersville

Vote For 1

	TOTAL	VOTE %		Election Day	Early Voting	Ballot By Mail
Dale Pickett	559	62.53%		168	390	1
Ben Mathews	335	37.47%		123	210	2
Total Votes Cast	894	100.00%		291	600	3
Overvotes	0			0	0	0
Undervotes	189			76	113	0
Contest Totals	1,083			367	713	3





District School Board Trustee Position 3 Farmersville

Vote For 1

	TOTAL	VOTE %		Election Day	Early Voting	Ballot By Mail
Tony Gray	808	100.00%		263	543	2
Total Votes Cast	808	100.00%		263	543	2
Overvotes	0			0	0	0
Undervotes	275			104	170	1
Contest Totals	1,083			367	713	3

District School Board Trustee Position 4 Farmersville

Vote For 1

	TOTAL	VOTE %		Election Day	Early Voting	Ballot By Mail
David Coleman	493	52.34%		153	340	0
Bridget Justiss	94	9.98%		34	58	2
Sandy Day	355	37.69%		120	234	1
Total Votes Cast	942	100.00%		307	632	3
Overvotes	0			0	0	0
Undervotes	141			60	81	0
Contest Totals	1,083			367	713	3

Summary Results Report
 City/School General and Special Elections
 May 1st, 2021

Combined Accumulated Totals UNOFFICIAL
 RESULTS
 57 of 57 Vote Centers Reporting
 Collin County

Proposition A Farmersville ISD
 Vote For 1

	TOTAL	VOTE %		Election Day	Early Voting	Ballot By Mail
For	822	77.11%		267	552	3
Against	244	22.89%		94	150	0
Total Votes Cast	1,066	100.00%		361	702	3
Overvotes	0			0	0	0
Undervotes	17			6	11	0
Contest Totals	1,083			367	713	3

Trustee, Place 6 Frisco
 Vote For 1

	TOTAL	VOTE %		Election Day	Early Voting	Ballot By Mail
John Classe	5,873	100.00%		2,154	3,554	165
Total Votes Cast	5,873	100.00%		2,154	3,554	165
Overvotes	0			0	0	0
Undervotes	3,870			1,455	2,334	81
Contest Totals	9,743			3,609	5,888	246

Trustee, Place 7 Frisco
 Vote For 1

	TOTAL	VOTE %		Election Day	Early Voting	Ballot By Mail
Evelyn Brooks	3,281	41.21%		1,297	1,898	86
René Archambault	4,681	58.79%		1,653	2,904	124
Total Votes Cast	7,962	100.00%		2,950	4,802	210
Overvotes	0			0	0	0
Undervotes	1,781			659	1,086	36
Contest Totals	9,743			3,609	5,888	246

School District Board of Trustees, Place 1 McKinney District 1
 Vote For 1

	TOTAL	VOTE %		Election Day	Early Voting	Ballot By Mail
Maria McKinzie	710	44.97%		180	519	11
Larry Jagours	869	55.03%		210	631	28
Total Votes Cast	1,579	100.00%		390	1,150	39
Overvotes	0			0	0	0
Undervotes	509			164	337	8
Contest Totals	2,088			554	1,487	47

Summary Results Report
 City/School General and Special Elections
 May 1st, 2021

Combined Accumulated Totals UNOFFICIAL
 RESULTS
 57 of 57 Vote Centers Reporting
 Collin County

School District Board of Trustees, Place 2 McKinney District 2

Vote For 1

	TOTAL	VOTE %	Election Day	Early Voting	Ballot By Mail
Philip Hassler	2,549	62.72%	489	2,020	40
Anthony Congine	1,515	37.28%	412	1,079	24
Total Votes Cast	4,064	100.00%	901	3,099	64
Overvotes	1		0	0	1
Undervotes	1,447		355	1,068	24
Contest Totals	5,512		1,256	4,167	89

School District Board of Trustees, Place 3 McKinney District 3

Vote For 1

	TOTAL	VOTE %	Election Day	Early Voting	Ballot By Mail
Kathy Livezey	1,205	37.79%	248	934	23
Erwin Garcia	406	12.73%	109	289	8
Chad Green	1,578	49.48%	445	1,114	19
Total Votes Cast	3,189	100.00%	802	2,337	50
Overvotes	0		0	0	0
Undervotes	692		198	485	9
Contest Totals	3,881		1,000	2,822	59

School District Board Of Trustees, Place 7 McKinney

Vote For 1

	TOTAL	VOTE %	Election Day	Early Voting	Ballot By Mail
Serena Ashcroft	4,754	27.75%	1,371	3,341	42
Joy Booth	3,702	21.61%	850	2,789	63
Harvey Oaxaca	8,270	48.27%	1,555	6,584	131
J.B. Franze	408	2.38%	138	264	6
Total Votes Cast	17,134	100.00%	3,914	12,978	242
Overvotes	2		0	0	2
Undervotes	2,782		817	1,918	47
Contest Totals	19,918		4,731	14,896	291

Proposition A McKinney ISD

Vote For 1

	TOTAL	VOTE %	Election Day	Early Voting	Ballot By Mail
For	14,594	76.89%	3,022	11,373	199
Against	4,386	23.11%	1,394	2,923	69
Total Votes Cast	18,980	100.00%	4,416	14,296	268
Overvotes	0		0	0	0
Undervotes	938		315	600	23
Contest Totals	19,918		4,731	14,896	291

Summary Results Report
 City/School General and Special Elections
 May 1st, 2021

Combined Accumulated Totals UNOFFICIAL
 RESULTS
 57 of 57 Vote Centers Reporting
 Collin County

Proposition B McKinney ISD

Vote For 1

	TOTAL	VOTE %		Election Day	Early Voting	Ballot By Mail
For	12,482	65.47%		2,466	9,838	178
Against	6,582	34.53%		1,995	4,497	90
Total Votes Cast	19,064	100.00%		4,461	14,335	268
Overvotes	0			0	0	0
Undervotes	854			270	561	23
Contest Totals	19,918			4,731	14,896	291

Proposition C McKinney ISD

Vote For 1

	TOTAL	VOTE %		Election Day	Early Voting	Ballot By Mail
For	12,163	63.30%		2,407	9,593	163
Against	7,053	36.70%		2,090	4,849	114
Total Votes Cast	19,216	100.00%		4,497	14,442	277
Overvotes	0			0	0	0
Undervotes	702			234	454	14
Contest Totals	19,918			4,731	14,896	291

Proposition D McKinney ISD

Vote For 1

	TOTAL	VOTE %		Election Day	Early Voting	Ballot By Mail
For	12,032	62.68%		2,354	9,515	163
Against	7,165	37.32%		2,137	4,915	113
Total Votes Cast	19,197	100.00%		4,491	14,430	276
Overvotes	0			0	0	0
Undervotes	721			240	466	15
Contest Totals	19,918			4,731	14,896	291

Trustee, Place 3 Melissa

Vote For 1

	TOTAL	VOTE %		Election Day	Early Voting	Ballot By Mail
Rachel Taylor	502	33.99%		204	296	2
Jason Granger	697	47.19%		234	460	3
Kent Norwood	278	18.82%		129	147	2
Total Votes Cast	1,477	100.00%		567	903	7
Overvotes	0			0	0	0
Undervotes	134			61	72	1
Contest Totals	1,611			628	975	8

Summary Results Report
 City/School General and Special Elections
 May 1st, 2021

Combined Accumulated Totals UNOFFICIAL
 RESULTS
 57 of 57 Vote Centers Reporting
 Collin County

Trustee, Place 4 Melissa

Vote For 1

	TOTAL	VOTE %	Election Day	Early Voting	Ballot By Mail
Jenifer Grace	543	37.45%	226	313	4
Russell Cox	907	62.55%	324	580	3
Total Votes Cast	1,450	100.00%	550	893	7
Overvotes	0		0	0	0
Undervotes	161		78	82	1
Contest Totals	1,611		628	975	8

Trustee, Place 5 Melissa

Vote For 1

	TOTAL	VOTE %	Election Day	Early Voting	Ballot By Mail
Quentin Thomason	437	31.37%	196	240	1
Omar Landrum	956	68.63%	334	616	6
Total Votes Cast	1,393	100.00%	530	856	7
Overvotes	0		0	0	0
Undervotes	218		98	119	1
Contest Totals	1,611		628	975	8

Proposition A Melissa ISD

Vote For 1

	TOTAL	VOTE %	Election Day	Early Voting	Ballot By Mail
For	1,256	79.80%	451	801	4
Against	318	20.20%	164	150	4
Total Votes Cast	1,574	100.00%	615	951	8
Overvotes	0		0	0	0
Undervotes	37		13	24	0
Contest Totals	1,611		628	975	8

Trustee, Place 1 Plano

Vote For 1

	TOTAL	VOTE %	Election Day	Early Voting	Ballot By Mail
Lauren Tyra	19,889	61.99%	6,461	12,407	1,021
Shafik Ben Guesmia	1,500	4.68%	579	859	62
Semida Voicu	10,696	33.34%	3,606	6,784	306
Total Votes Cast	32,085	100.00%	10,646	20,050	1,389
Overvotes	2		0	0	2
Undervotes	6,609		2,238	4,053	318
Contest Totals	38,696		12,884	24,103	1,709

Summary Results Report
 City/School General and Special Elections
 May 1st, 2021

Combined Accumulated Totals UNOFFICIAL
 RESULTS
 57 of 57 Vote Centers Reporting
 Collin County

Trustee, Place 2 Plano

Vote For 1

	TOTAL	VOTE %		Election Day	Early Voting	Ballot By Mail
Dayna Oscherwitz	13,753	42.91%		4,453	8,670	630
Ajkwaga Felli	1,510	4.71%		572	882	56
Angela Powell	16,789	52.38%		5,575	10,505	709
Total Votes Cast	32,052	100.00%		10,600	20,057	1,395
Overvotes	2			0	0	2
Undervotes	6,642			2,284	4,046	312
Contest Totals	38,696			12,884	24,103	1,709

Trustee, Place 3 Plano

Vote For 1

	TOTAL	VOTE %		Election Day	Early Voting	Ballot By Mail
Nancy C. Humphrey	19,190	62.10%		6,257	11,944	989
Lynn Walling	11,711	37.90%		3,995	7,350	366
Total Votes Cast	30,901	100.00%		10,252	19,294	1,355
Overvotes	0			0	0	0
Undervotes	7,795			2,632	4,809	354
Contest Totals	38,696			12,884	24,103	1,709

Trustee, Place 6 Plano

Vote For 1

	TOTAL	VOTE %		Election Day	Early Voting	Ballot By Mail
Marilyn Loughray	13,463	43.09%		4,612	8,424	427
Jeri Chambers	17,779	56.91%		5,679	11,160	940
Total Votes Cast	31,242	100.00%		10,291	19,584	1,367
Overvotes	0			0	0	0
Undervotes	7,454			2,593	4,519	342
Contest Totals	38,696			12,884	24,103	1,709

Trustee, Place 4 Prosper

Vote For 1

	TOTAL	VOTE %		Election Day	Early Voting	Ballot By Mail
Bettye H. Okae	385	9.71%		118	263	4
Chianna Rodgers	594	14.97%		210	373	11
Pat Cochrane	1,042	26.27%		425	612	5
Alexander E. Cornwallis	185	4.66%		67	117	1
Bill Beavers	1,761	44.39%		569	1,183	9
Total Votes Cast	3,967	100.00%		1,389	2,548	30
Overvotes	0			0	0	0
Undervotes	543			202	331	10
Contest Totals	4,510			1,591	2,879	40

Summary Results Report
 City/School General and Special Elections
 May 1st, 2021

Combined Accumulated Totals UNOFFICIAL
 RESULTS
 57 of 57 Vote Centers Reporting
 Collin County

Trustee, Place 7 Prosper
 Vote For 1

	TOTAL	VOTE %		Election Day	Early Voting	Ballot By Mail
Drew Wilborn	2,434	63.32%		779	1,641	14
Kristin Meier	1,410	36.68%		547	847	16
Total Votes Cast	3,844	100.00%		1,326	2,488	30
Overvotes	0			0	0	0
Undervotes	666			265	391	10
Contest Totals	4,510			1,591	2,879	40

Trustee, Place 7 Collin County Community College
 Vote For 1

	TOTAL	VOTE %		Election Day	Early Voting	Ballot By Mail
Jim Orr	40,153	53.86%		13,165	26,013	975
Helen Chang	34,394	46.14%		11,264	21,927	1,203
Total Votes Cast	74,547	100.00%		24,429	47,940	2,178
Overvotes	0			0	0	0
Undervotes	19,858			6,181	13,196	481
Contest Totals	94,405			30,610	61,136	2,659

Trustee, Place 8 Collin County Community College
 Vote For 1

	TOTAL	VOTE %		Election Day	Early Voting	Ballot By Mail
Misty Irby	34,300	47.34%		11,164	21,998	1,138
Bob Collins	38,149	52.66%		12,570	24,568	1,011
Total Votes Cast	72,449	100.00%		23,734	46,566	2,149
Overvotes	0			0	0	0
Undervotes	21,956			6,876	14,570	510
Contest Totals	94,405			30,610	61,136	2,659

Trustee, Place 9 Collin County Community College
 Vote For 1





	TOTAL	VOTE %		Election Day	Early Voting	Ballot By Mail
Andy Hardin	45,418	64.12%		14,709	29,464	1,245
Jacoby Stewart Sr.	25,414	35.88%		8,465	16,099	850
Total Votes Cast	70,832	100.00%		23,174	45,563	2,095
Overvotes	2			0	0	2
Undervotes	23,571			7,436	15,573	562
Contest Totals	94,405			30,610	61,136	2,659

Summary Results Report
 City/School General and Special Elections
 May 1st, 2021

Combined Accumulated Totals UNOFFICIAL
 RESULTS
 57 of 57 Vote Centers Reporting
 Collin County




Board of Directors Bear Creek Special Utility

Vote For 2

	TOTAL	VOTE %		Election Day	Early Voting	Ballot By Mail
Bryan Block	84	21.99%		38	46	0
Colby McClendon	139	36.39%		51	87	1
Leon Marshall	159	41.62%		86	72	1
Total Votes Cast	382	100.00%		175	205	2
Overvotes	0			0	0	0
Undervotes	232			125	107	0
Contest Totals	614			300	312	2




Proposition A East Fork Fresh Water Supply

Vote For 1

	TOTAL	VOTE %		Election Day	Early Voting	Ballot By Mail
For	1	100.00%		0	1	0
Against	0	0.00%		0	0	0
Total Votes Cast	1	100.00%		0	1	0
Overvotes	0			0	0	0
Undervotes	0			0	0	0
Contest Totals	1			0	1	0




Proposition B East Fork Fresh Water Supply

Vote For 1

	TOTAL	VOTE %		Election Day	Early Voting	Ballot By Mail
For	1	100.00%		0	1	0
Against	0	0.00%		0	0	0
Total Votes Cast	1	100.00%		0	1	0
Overvotes	0			0	0	0
Undervotes	0			0	0	0
Contest Totals	1			0	1	0

Proposition C East Fork Fresh Water Supply

Vote For 1




	TOTAL	VOTE %		Election Day	Early Voting	Ballot By Mail
For	1	100.00%		0	1	0
Against	0	0.00%		0	0	0
Total Votes Cast	1	100.00%		0	1	0
Overvotes	0			0	0	0
Undervotes	0			0	0	0
Contest Totals	1			0	1	0

Summary Results Report
 City/School General and Special Elections
 May 1st, 2021

Combined Accumulated Totals UNOFFICIAL
 RESULTS
 57 of 57 Vote Centers Reporting
 Collin County




Proposition D East Fork Fresh Water Supply

Vote For 1

	TOTAL	VOTE %		Election Day	Early Voting	Ballot By Mail
For	1	100.00%		0	1	0
Against	0	0.00%		0	0	0
Total Votes Cast	1	100.00%		0	1	0
Overvotes	0			0	0	0
Undervotes	0			0	0	0
Contest Totals	1			0	1	0




Proposition E East Fork Fresh Water Supply

Vote For 1

	TOTAL	VOTE %		Election Day	Early Voting	Ballot By Mail
For	1	100.00%		0	1	0
Against	0	0.00%		0	0	0
Total Votes Cast	1	100.00%		0	1	0
Overvotes	0			0	0	0
Undervotes	0			0	0	0
Contest Totals	1			0	1	0




Proposition F East Fork Fresh Water Supply

Vote For 1

	TOTAL	VOTE %		Election Day	Early Voting	Ballot By Mail
For	1	100.00%		0	1	0
Against	0	0.00%		0	0	0
Total Votes Cast	1	100.00%		0	1	0
Overvotes	0			0	0	0
Undervotes	0			0	0	0
Contest Totals	1			0	1	0

Proposition G East Fork Fresh Water Supply

Vote For 1




	TOTAL	VOTE %		Election Day	Early Voting	Ballot By Mail
For	1	100.00%		0	1	0
Against	0	0.00%		0	0	0
Total Votes Cast	1	100.00%		0	1	0
Overvotes	0			0	0	0
Undervotes	0			0	0	0
Contest Totals	1			0	1	0

Summary Results Report
 City/School General and Special Elections
 May 1st, 2021

Combined Accumulated Totals UNOFFICIAL
 RESULTS
 57 of 57 Vote Centers Reporting
 Collin County

Proposition H East Fork Fresh Water Supply

Vote For 1

	TOTAL	VOTE %		Election Day	Early Voting	Ballot By Mail
For	1	100.00%		0	1	0
Against	0	0.00%		0	0	0
Total Votes Cast	1	100.00%		0	1	0
Overvotes	0			0	0	0
Undervotes	0			0	0	0
Contest Totals	1			0	1	0